



Missouri Department of Labor and Industrial Relations, Division of Workers' Compensation (MODWC) EDI Claims Release 3.1 Information Session

**For Claim Administrators, Insurance
Companies, Third Party Administrators,
Self Insured Employers & EDI Service
Providers**



Introduction of Presenters

Verisk

Jennifer Reno, Business Analyst II
Natalie Benavides, Product Specialist
Alysa Brown, Business Analyst II
Cristin Wiggins, Business Analyst II



Welcome to the MODWC EDI Claims Release 3.1 Information Session



After reviewing this video, questions should be sent in an email to MODWCEDI@VERISK.COM with “Info Session Question” in the subject line.



Questions sent to the Missouri Email address and responses will be published in an updated Q & A document. It will be made available online at <https://modwcedi.info/>. An announcement will be sent when it is available for download.



Electronic Data Interchange (EDI) for Claims



What is EDI?



- Electronic Data Interchange (EDI) is the electronic exchange of data between business trading partners in a standardized format



Implementation Considerations and Coordination



Access IAIABC Claims Release 3.1 Implementation schedule at:
<https://www.iaiaabc.org/edi-claims>

Select **EDI Claims**
from the EDI
Standards menu

Claims Release 3.1
Implementation
schedule

[Join](#) [Events & Education](#) [Resources](#) [Connect](#) [Committees](#) [EDI Standards](#) [About](#)

[EDI Claims](#)
[EDI Medical](#)
[EDI Proof Of Coverage](#)
[Electronic Medical Billing](#)
[EDI Modernization Project](#)
[Standard References](#)
[Standards Governance](#)
[EDI Jurisdiction-Only Calls](#)
[Licensing](#)

EDI Claims Standards

IAIABC EDI Claims Standards are used by claims administrators to report workers' compensation first report of injury and subsequent report of injury claims data to U.S. jurisdictions. EDI Claims Release 3.1 is the most current release and is maintained on an ongoing basis. Revised documentation for EDI Claims Release 3.1 is published on January 1 of each year.

Claims State Implementation

Download the [EDI Jurisdictional Profiles \(Members\)](#) and [EDI Jurisdictional Summary \(Public\)](#) for implementation insights on all IAIABC EDI Standards.

EDI Claims Implementation

R1

R3

R3.1.4

R3.1.7

Paper

N/A

[View the Claims Release 3.1 Implementation Schedule and Jurisdictional Notice to Adopt forms.](#)

MODWC Release 3.1 Implementation Timeline



Missouri Release 3.1 Implementation Timeline

- MODWC will be transitioning from Release 1.0 (R1.0) to Release 3.1 (R3.1) for the electronic reporting of First Reports of Injury (FROI) and Subsequent Reports of Injury (SROI)
- Effective December 5, 2025, use of the R3.1 standard will be mandatory for all MODWC trading partners



Missouri Release 3.1 Implementation Timeline



Thurs. Dec 4, 2025

The last day that R1.0 data will be accepted by MODWC.



Thurs. Dec 4, 2025

All R1.0 reports not received by MODWC on December 4, 2025, by 10:59 PM CST (11:59 EST) and accepted must be submitted to Verisk electronically per the Event Table effective on the mandate date December 5, 2025.



Fri. Dec 5, 2025

Effective Friday, December 5, 2025, electronic reporting via Release 3.1 will begin for all Trading Partners.



Missouri Release 3.1 Implementation Timeline

Trading Partner Registration: Available starting on 1/16/2025

Trading Partner/EDI Vendor Testing: Available 7/7/2025 through 11/21/2025

FROI Testing is to be completed by: 10/13/2025

SROI Testing is to be completed by: 11/21/2025

Last Submission of Release 1.0: must be received by Missouri no later than 12/4/2025 at 10:59 PM CST (11:59 pm EST).

Release 3.1 FROI SROI Reporting Begins: 12/5/2025

Release 3.1 Acknowledgements are returned beginning: 12/17/2025



Trading Partner Registration



Who is a Trading Partner?

A Trading Partner is an entity that exchanges data electronically with the Missouri Division of Workers' Compensation.



Who should complete a trading partner profile?

- Third Party Administrators (TPA) if you are the transmitter and you will be reporting Missouri claims on behalf of Insurers and/or self-insurers.
- Insurance carriers if you are the transmitter and you are licensed to write workers' compensation insurance in Missouri.
- Self-Insured Employers if you are approved to be Self-Insured in Missouri and you are also self administered and will be the transmitter.



Completing a Trading Partner Profile

- The trading partner profile should list every Insurer/Self Insurer and corresponding Claim Administrator that will be submitting data under that Sender ID.
- If an Insurer will also be the Claim Administrator because they are handling their own claims, they should be listed as both an Insurer and a Claim Administrator on the registration.
- Insurers must be licensed to write workers' compensation insurance in MO, and Self-Insured Employers and Self-Insured groups must have been approved by Missouri.
- MODWC will be validating these registrations prior to approving any Trading Partner Profile registrations.



Registration Timeline

R3.1 Trading Partner Profile Registration

- January 16th, 2025
- MODWC EDI website
- Updates to Trading Partner Profile
- All R1.0 trading partners must re-register for R3.1
- Profiles must be reviewed and approved
- Must be completed before your testing can begin



Mandatory Transition from R1.0 to R3.1



Mandatory Transition R1.0 to R3.1

Report New Claims: Claims that are new and have never been reported in Release 1 to Missouri

What EDI reports should be sent for New Claims?

FROI: For each new claim, review the FROI Event Table to determine which event would cause you to report the claim to Missouri.

SROI: Following the FROI report, review the SROI Event Table to determine what SROI reports can follow the FROI and should be reported to Missouri.



Mandatory Transition R1.0 to R3.1

How does the transition work? Reporting Legacy :

Legacy Claims properly filed: A Legacy claim that is required and properly filed is any claim previously reported in Release 1 for which a Jurisdiction Claim Number (JCN) has been assigned.

Legacy Claims not properly filed: A Legacy claim where the Date Claim Administrator Had Knowledge of the Injury (DN0041) is prior to 12/5/2025, that is required and not previously reported in Release 1, and no Jurisdiction Claim Number (JCN) has been assigned.



Mandatory Transition R1.0 to R3.1

What EDI reports should be sent for Legacy Claims?

Legacy Claims properly filed: A FROI UR (Update Report) is required prior to submitting any FROI or SROI in R3.1. The FROI UR is intended to match a claim previously reported in R1 and to “set the picture” for R3.1 reporting.

Following the FROI UR, a SROI UR or any applicable SROI per sequencing is allowed to be reported.

Please review the Event Table for details.



Mandatory Transition R1.0 to 3.1

What EDI reports should be sent for Legacy Claims?

Legacy Claims not properly filed: If a FROI R1 MTC was required and was not properly filed with **Missouri**, a Legacy Claim would not have been created for which to match to a FROI UR, so the applicable FROI 00 (Original), 04 (Denial) or AU (Acquired/Unallocated) should be sent instead of a FROI UR.

Following the FROI 00, 04 or AU, a SROI UR is allowed if SROI Events have occurred and have not been reported to Missouri, **IF** the Date Claim Administrator Had Knowledge of the Injury (DN0041) is prior to December 5th, 2025.

If the SROI UR is not reported, then an applicable SROI per the Event Table and Sequencing edits is allowed to be reported. Please review the Event Table for details.

Missouri expects the FROI and SROI UR report submissions to be completed by 02/28/26. If a claim re-opens after 12/5/25, then the same Report Trigger should be followed.



Trading Partner and EDI Vendor Testing



Trading Partner and EDI Vendor Testing

Trading Partner testing starts 7/7/2025 and will continue through 11/21/2025.

Trading Partner Profile registrations must be submitted and approved prior to testing.



Trading Partner and EDI Vendor Testing

Testing for Missouri will be handled by Missouri's EDI Claims vendor, Verisk.

All Trading Partners will be required to complete the published Missouri Test Plan to verify their ability to file electronically with Missouri prior to the EDI Claims Release 3.1 implementation date.

For Trading Partners who are currently or are planning to file EDI Claims Release 3.1 FROI/SROI reports through an EDI vendor, the vendor will be required to complete the test plan on behalf of all their clients. Once the vendor is approved for production, the Trading Partner will also be approved for production.



Trading Partner and EDI Vendor Testing

For Trading Partners who are planning to file EDI Claims Release 3.1 FROI/SROI reports without using an EDI Vendor, they will be required to complete the test plan on their own behalf.

Missouri - Verisk Jurisdiction Web Entry users are not required to test.



Trading Partner and EDI Vendor Testing

The 5 Test Stages of Testing

Stage 1: EDI Trading Partner Profile Electronic Registration

Stage 2: Pretest and Technical Capability Test

Stage 3: Business Content Test (FROI)

Stage 4: Business Content Test (SROI)

Stage 5: Missouri Test Completion (FROI and SROI)



The 5 Stages of Testing

Stage 1: EDI Trading Partner Profile Electronic Registration

Complete the EDI Trading Partner Profile Electronic Registration. Please note that the information on the registration is used for both testing and production reporting.

Stage 2: Pretest and Technical Capability Test

Complete the technical capability test to ensure that the file structure is valid per the IAIABC EDI Claims Release 3.1 standards. This portion ensures that the Header Record is populated with the correct Sender ID, the Receiver ID and other data validations. The file structure/format for the test files must be correct.

Trading Partner and EDI Vendor Testing

Stage 3: Business Content Test (FROI)

The business content test for FROI requires at a minimum the FROI MTCs, **(00, 01, 02, 04, UR)** to be tested in accordance with Missouri's R3.1 Test Plan.

When considering the FROI reports that will be tested, it is recommended that a review of Stage 4 SROI testing be performed at the same time to determine if additional FROI test reports are needed to establish claims in order to successfully complete the SROI testing.



Trading Partner and EDI Vendor Testing

Stage 3: Business Content Test (FROI)

Upon completion of Test FROI Batches 1 and 2, the Trading Partner and/or their EDI Vendor should request testing approval by completing and submitting the **Missouri EDI Testing Feedback Request List R3.1**. The Feedback Request form will list all the completed FROI test claims required by Missouri's Test Plan and should be sent to Missouri's EDI email.

Missouri will then notify the Trading Partner by email if the Trading Partner has passed the FROI testing and is approved to proceed with SROI testing.

FROI Testing should be completed by October 13, 2025



Trading Partner and EDI Vendor Testing

Stage 4: Business Content Test (SROI)

The business content test for SROI requires at a minimum the SROI MTCs (**02 04 CA CB EP ER FN IP NT PY RB SX UR AN UR**)

to be tested in accordance with the Missouri R3.1 Test Plan. Because the SROI testing builds on the accepted FROIs, ensure that there is an adequate number of FROIs reported in Stage 3 to meet the SROI testing needs in Stage 4. For SROI reporting, special attention should be made for sequencing.

SROI Testing should be completed by November 21, 2025

Upon completion of SROI minimum test transactions, the Trading Partner and/or their EDI Vendor must request testing review and approval from Missouri/Verisk by submitting the **Missouri EDI Testing Feedback Request List R3.1** to Missouri's EDI email.

Trading Partner and EDI Vendor Testing

Stage 5: Test Completion (FROI and SROI) and Test/Production Indicator:

After completing Stages 1 through 4, Stage 5 is requesting and being approved for Production, for FROI and SROI reporting, effective December 5, 2025.

Test/Production Indicator:

The Test/Production Indicator on the Header Record will change from T (Test) to P (Production) to indicate that the records contained in the file are production data.

Trading Partner Profiles must be kept up-to-date.



MODWC EDI CLAIMS WEBSITE OVERVIEW



Missouri Division of Workers' Compensation EDI Services



MISSOURI DEPARTMENT OF LABOR AND INDUSTRIAL RELATIONS
DIVISION OF WORKERS' COMPENSATION

[Home](#)[What's New](#)[About Verisk](#)

EDI Resources

[Contact us for help](#)[EDI Requirements](#)[Implementation Guide](#)[Implementation Info](#)[Training Info](#)[FAQ](#)[Web Links](#)[EDI Vendors](#)

Trading Partner Profile

[Trading Partner Registration](#)[Registration Instructions](#)

Welcome to the Missouri Department of Labor and Industrial Relations Division of Workers' Compensation (MODWC) EDI Website

MODWC mandated the use of the EDI Release 1 standards for reporting First Reports of Injury (FROI) in January 2009. Missouri will continue to receive FROI EDI claims in Release 1 format until the MODWC transitions to the EDI Claims Release 3.1 standards in December 2025, at which time they will receive both First Reports of Injury and Subsequent Reports of Injury in the Claims Release 3.1 standards.

Questions regarding EDI Claims IAIABC Release 3.1 reporting in Missouri should be sent to modwcedi@verisk.com

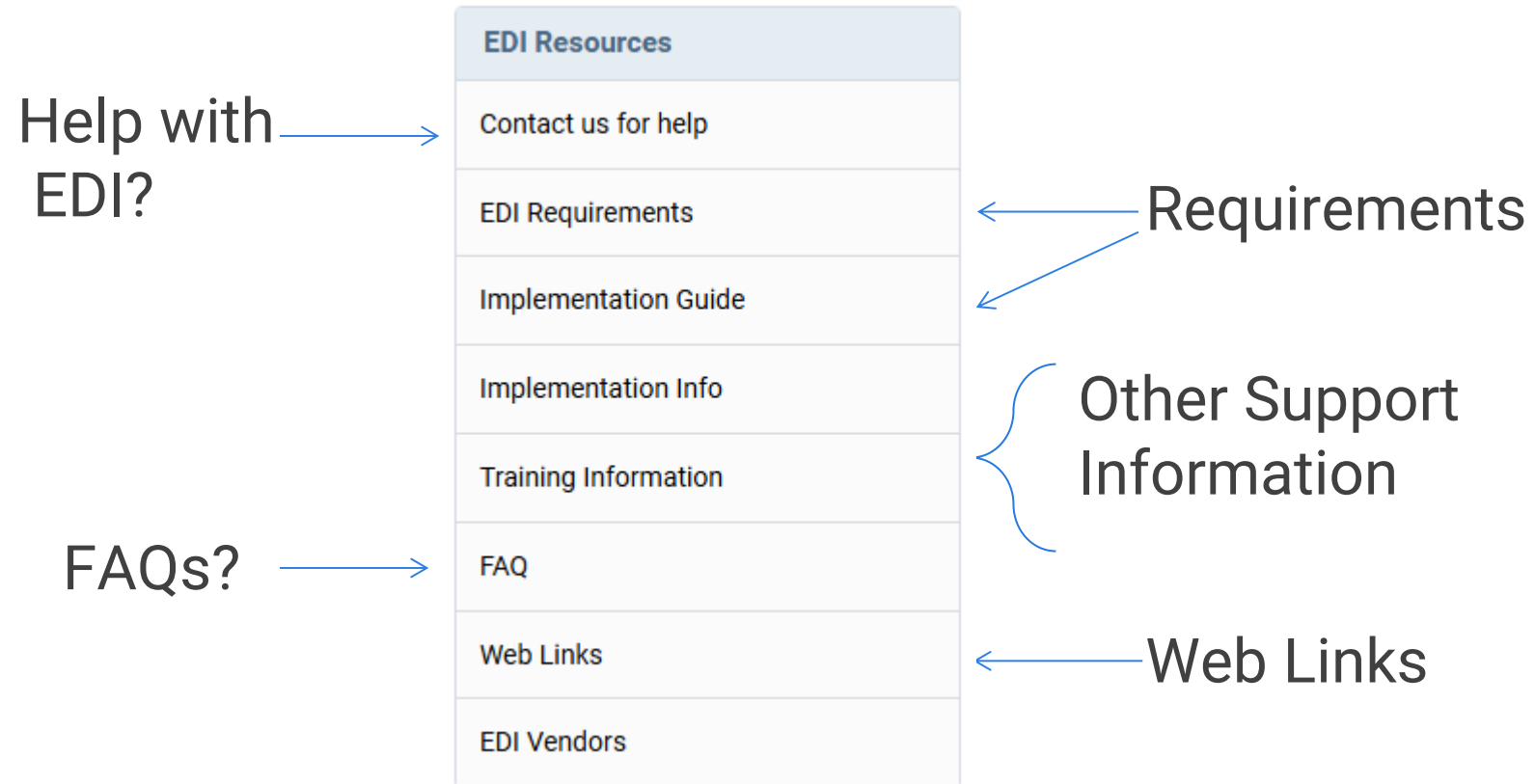
1. To report electronically with MODWC, complete a Trading Partner Profile Registration. Click on the link location in the navigation bar on the left.
2. To receive important EDI announcements via email, join MODWC's EDI Mailing List. Please send an email to modwcedi@verisk.com to be added to the list. Note: Contacts indicated on the Trading Partner Registration are automatically added.
3. Please check the "What's New" section of this website located on the navigation bar on the top for "News & Updates" related to EDI filing with MODWC.

For more information about EDI standards nationally:

International Association of Industrial Accident Boards and Commissions (IAIABC)
www.iaiaabc.org



Where can I find the information that I need to assist with the EDI reporting to Missouri?





MISSOURI DEPARTMENT OF LABOR AND INDUSTRIAL RELATIONS DIVISION OF WORKERS' COMPENSATION

[Home](#)
[What's New](#)
[About Verisk](#)


EDI Resources

[Contact us for help](#)
[EDI Requirements](#)
[Implementation Guide](#)
[Implementation Info](#)
[Training Info](#)
[FAQ](#)
[Web Links](#)
[EDI Vendors](#)

Trading Partner Profile

[Trading Partner Registration](#)
[Registration Instructions](#)

EDI Requirements

Claims Release 3.1, Version 1.0

Revision Date: 12/16/2024, Effective Date: 12/5/2025

Download the Requirements by clicking on the links below.

[Event Table](#)

This table relates EDI information to the circumstances under which they are initiated as well as the timeframes for sending the information.

[Element Requirements](#)

This table lists the individual data element requirements

[Edit Matrix](#)

This table provides information on the edits that will apply to each data element and the edits that will be applied based on the population of the data element.

[FROI SROI Sequencing Table](#)

This table provides information on the Jurisdiction's MTC sequencing. It is meant to convey to the Trading Partner the sequencing rules that clarify how the Jurisdiction will apply Edit 063 - Invalid Event Sequence. This information does not supersede or replace the sequencing stipulated in the Edit Matrix.





Home

What's New

About Verisk

EDI Resources

Contact us for help

EDI Requirements

Implementation Guide

Implementation Info

Training Info

FAQ

Web Links

EDI Vendors

Trading Partner Profile


Trading Partner Registration

Registration Instructions

EDI Implementation Guide

Version 1.0 - Revision Date: 9/16/2024

Download the Guide by clicking on the link below.

-  [EDI Claims Release 3.1 Implementation Guide](#)





MISSOURI DEPARTMENT OF LABOR AND INDUSTRIAL RELATIONS DIVISION OF WORKERS' COMPENSATION

[Home](#)[What's New](#)[About Verisk](#)

EDI Resources

[Contact us for help](#)[EDI Requirements](#)[Implementation Guide](#)[Implementation Info](#)[Training Info](#)[FAQ](#)[Web Links](#)[EDI Vendors](#)

Trading Partner Profile

[Trading Partner Registration](#)[Registration Instructions](#)

Implementation Information

Master Sender ID

Please click on the following link for information on the Master Sender ID.

- [MODWC Master Sender ID.pdf](#)

Implementation Schedule

Please click on the following link for the MODWC transition from IAIABC Claims Release 1 to IAIABC Claims Release 3.1 Timeline Summary.

- [MODWC - Verisk Transition Timelines R1.0 to R3.1.pdf](#)

EDI Claims Release 3.1 Testing Requirements

Please click on the following link for the Test Plan.

- [MODWC Claims Release 3.1 Test Requirements \(03-27-2025\).pdf](#)

Please click on the following link for the Test Feedback Request List

- [MODWC Claims Release 3.1 Test Feedback Request List \(03-28-2025\).xlsx](#)





Master FEIN and Postal Code for EDI Claims R3.1 Reporting

Master FEIN: 446000987
Master Postal Code: 651020058

For the FROI (148) and SROI (A49) Header (HD1) Record:

- Trading Partners should populate the Sender ID-DN0098 with the Trading Partner's FEIN and Postal Code established per the Trading Partner Registration.
- Trading Partners should populate the Receiver ID-DN0099 with Missouri's Master FEIN: 446000987 and Master Postal Code: 651020058.

For the Acknowledgment (AKC) Header (HD1) Record:

- Missouri will populate Sender ID-DN0098 with Missouri's Master FEIN: 446000987 and Master Postal Code: 651020058.
- Missouri will populate Receiver ID-DN0099 with the Trading Partner's FEIN and Postal Code established per the Trading Partner Registration.





Home

What's New

About Verisk

EDI Resources

[Contact us for help](#)

[EDI Requirements](#)

[Implementation Guide](#)

[Implementation Info](#)

[Training Info](#)

[FAQ](#)

[Web Links](#)




[EDI Vendors](#)

Trading Partner Profile

[Trading Partner Registration](#)

[Registration Instructions](#)

News and Updates

DESCRIPTION	DATE POSTED
 MODWC EDI Claims Release 3.1 Test Plan, Test Feedback Request List and Transition Plan from IAIABC EDI Claims Release 1.0 to Release 3.1	04/03/2025
 MODWC EDI Claims Website, EDI Requirements V1.0 and Trading Partner Profile Registration	01/16/2025
 MODWC Claim Administrators and Vendors - New Nature & Cause of Injury Codes for COVID-19 Pandemic	03/27/2020





MISSOURI DEPARTMENT OF LABOR AND INDUSTRIAL RELATIONS DIVISION OF WORKERS' COMPENSATION

[Home](#)[What's New](#)[About Verisk](#)

EDI Resources

[Contact us for help](#)[EDI Requirements](#)[Implementation Guide](#)[Implementation Info](#)[Training Info](#)[FAQ](#)[Web Links](#)[EDI Vendors](#)

Trading Partner Profile

[Trading Partner Registration](#)[Registration Instructions](#)

About Verisk

Missouri Department of Labor and Industrial Relations Division of Workers' Compensation (MODWC) has selected Verisk's Workers Compensation Standards division to help implement our FROI and SROI EDI Reporting. In addition to managing the technical aspects of data submittal, Verisk will be your main contact for implementation, technical requirements, and any questions you may have.

Since 1971, Verisk has been a leading source of information about property/casualty insurance risk. For a broad spectrum of commercial and personal lines of insurance, Verisk provides: statistical, actuarial, underwriting, and claims information and analytics; compliance and fraud identification tools; policy language; information about specific locations; and technical services. Verisk serves insurers, reinsurers, agents and brokers, insurance regulators, risk managers, and other participants in the property/casualty insurance marketplace.



MODWC EDI R3.1 REQUIREMENTS OVERVIEW



EDI Claim Requirements Overview

Trading Partners should understand:

- What data format should be used?
- What EDI reports should be filed and when?
- What data is needed on the EDI reports?
- What edits will be applied to the EDI data?
- How Missouri communicates the status of EDI reports?
- What are the options for EDI submissions?



What data format should be used?

Missouri currently requires First Reports of Injury (FROI) in the IAIABC EDI Claims Release 1.0 standard.

They will transition EDI reporting for FROIs and SROIs, to using the IAIABC EDI Claims Release 3.1 standard.



What EDI reports should be filed and when?

Missouri Event Table:

Comprised of:

- Instructions
 - IAIABC Change Log
 - MO Event Table Change Log
 - Legacy Claim Definition
 - MTC to Forms Crosswalk
 - FROI Event Table
 - SROI Event Table
 - SROI Periodic Event Table
-
- Defines the circumstances under which the claim information must be sent
 - Sets the timeframes for sending the information
 - Based on legislative mandates



Form to MTC Crosswalk

Missouri sample of Form to MTC Crosswalk illustrates

- The MTC EDI equivalent of previously filed forms
- If the MTC will be accepted electronically

First Report of Injury (FROI - 148 & R21) and Subsequent Report of Injury (SROI A49 & R22) Refer to Systems Rules - Transmissions						
Report Type	Paper Equivalent Form(s)	Comments	MTC	MTC Description	MTC Definition	Will this report be accepted electronically? (Yes/No)
FROI	WC-1		00	Original	The original/initial first report transmitted between partners, including the re-transmission of a first report that was rejected due to a critical error.	Yes
FROI	Letter		01	Cancel Entire Claim	The original first report was sent in error.	Yes
FROI	N/A		02	Change	The claim administrator initiates a Change MTC when it identifies a change in a data element designated on the Element Requirement Table. Example FROI 02 Change Report Trigger-Trigger Value: J = Jurisdiction Defined. When the Claim Administrator has knowledge that the information associated with one or more of the data elements marked with a Y or FY in the FROI MTC 02 column of the Element Requirement Table has changed. For Report Trigger Criteria: J = Jurisdiction Defined: A Jurisdiction should communicate when a 02 Change is not required if X amount of time has passed since the latest SX, 04, or FN.	Yes
FROI	Letter		04	Denial	The entire claim is being denied. E.g: Concurrently reporting a new claim while denying it in its entirety.	Yes
FROI	Letter		04	Denial	The entire claim is being denied. E.g: Denying a previously reported claim in its entirety if a previous FROI has been filed, but no SROI reported.	No
FROI	WC-1 sent with AQ on it		AQ	Acquired Claim	Minimal data sent to report that a new claim administrator has acquired the claim.	Yes
FROI	WC-1 sent with AU on it		AU	Acquired/ Unallocated	The equivalent of an initial first report (MTC 00) filed by a new claim administrator in response to an AQ transaction that has been rejected because of no claim match on database or when an AU is sent in lieu of an AQ based on the Jurisdiction's Event Table.	Yes
FROI	N/A		CO	Correction	Corrected data element values are transmitted in response to an acknowledgment containing non-critical errors.	No

What EDI reports should be filed and when?

Event Table: FROI Tab

The following slide shows some examples of First Report of Injury Reporting Requirements for Maintenance Type Code (MTC) 00 - Original



What EDI reports should be filed and when?

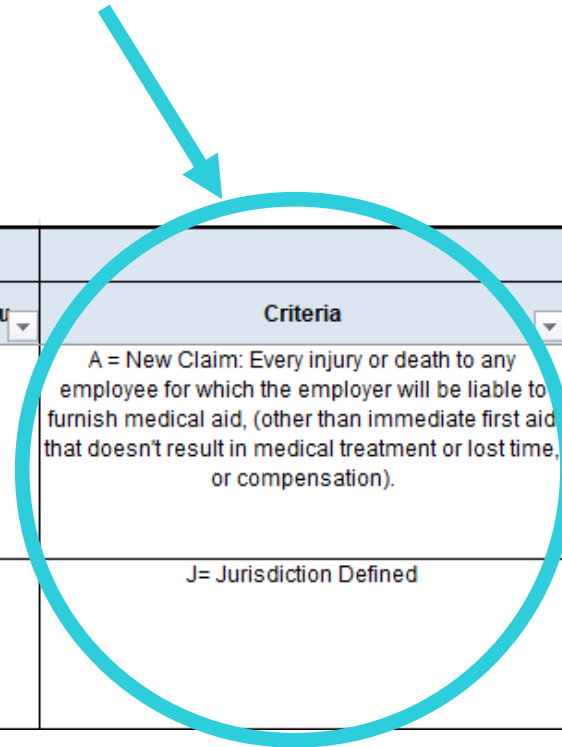
FROI Event Table: Maintenance Type and Event Rule
Missouri requires the submission of a
FROI 00 Original Effective 12/5/2025

Release	Report Type	Maintenance Type		Event Rule			Report Trigger		When is the Report Due?		
		Code	Description	Criteria	From	Thru	Criteria	Trigger Value	Value	Due Type	From
3.1	FROI	00	Original	2 = EDI Mandate Date	12-05-2025		A = New Claim: Every injury or death to any employee for which the employer will be liable to furnish medical aid, (other than immediate first aid that doesn't result in medical treatment or lost time, or compensation).	FROI must be sent from Employer to Claim Administrator within 5 days of the date the injury is reported to the employer or within 5 days of the date of the injury, whichever is later. FROI must be accepted by MODWC no later than 30 calendar days after Date Employer Had Knowledge of Injury.	30 days	C	C = After Date Employer Had Knowledge of Injury
3.1	FROI	00	Original	2 = EDI Mandate Date	12-05-2025		J= Jurisdiction Defined	A subsequent first report (FROI) 00 should be filed for a claim that was previously denied in its entirety (FROI 04), and the claim is now deemed compensable, and no SROI has been accepted by the same claim administrator.	30 days	C	C = After Date Employer Had Knowledge of Injury



What EDI reports should be filed and when?

FROI Event Table: Criteria



Release	Report Type	Maintenance Type		Event Rule			Report Trigger		When is the Report Due?		
		Code	Description	Criteria	From	Thru	Criteria	Trigger Value	Value	Due Type	From
3.1	FROI	00	Original	2 = EDI Mandate Date	12-05-2025		A = New Claim: Every injury or death to any employee for which the employer will be liable to furnish medical aid, (other than immediate first aid that doesn't result in medical treatment or lost time, or compensation).	FROI must be sent from Employer to Claim Administrator within 5 days of the date the injury is reported to the employer or within 5 days of the date of the injury, whichever is later. FROI must be accepted by MODWC no later than 30 calendar days after Date Employer Had Knowledge of Injury.	30 days	C	C = After Date Employer Had Knowledge of Injury
3.1	FROI	00	Original	2 = EDI Mandate Date	12-05-2025		J= Jurisdiction Defined	A subsequent first report (FROI) 00 should be filed for a claim that was previously denied in its entirety (FROI 04), and the claim is now deemed compensable, and no SROI has been accepted by the same claim administrator.	30 days	C	C = After Date Employer Had Knowledge of Injury



What EDI reports should be filed and when?

FROI Event Table: Trigger Value and When Is Report Due

FROI must be sent from Employer to Claim Administrator within 5 days of the date the injury is reported to the employer or within 5 days of the date of the injury, whichever is later.

FROI must be accepted by MODWC no later than 30 calendar days after Date Employer Had Knowledge of Injury.

Release	Report Type	Maintenance Type		Event Rule			Criteria	Report Trigger	When is the Report Due?		
		Code	Description	Criteria	From	Thru		Trigger Value	Value	Due Type	From
3.1	FROI	00	Original	2 = EDI Mandate Date	12-05-2025		A = New Claim: Every injury or death to any employee for which the employer will be liable to furnish medical aid, (other than immediate first aid that doesn't result in medical treatment or lost time, or compensation).	FROI must be sent from Employer to Claim Administrator within 5 days of the date the injury is reported to the employer or within 5 days of the date of the injury, whichever is later. FROI must be accepted by MODWC no later than 30 calendar days after Date Employer Had Knowledge of Injury.	30 days	C	C = After Date Employer Had Knowledge of Injury
3.1	FROI	00	Original	2 = EDI Mandate Date	12-05-2025		J= Jurisdiction Defined	A subsequent first report (FROI) 00 should be filed for a claim that was previously denied in its entirety (FROI 04), and the claim is now deemed compensable, and no SROI has been accepted by the same claim administrator.	30 days	C	C = After Date Employer Had Knowledge of Injury



SROI 02 Events

Criteria is described for 02 Change timeline: SROI 02 is allowed when a reportable change* occurs on the Claim Administrator’s database until Report Trigger Value is reached.

02 change is due when data described on their Element Requirement table changes. For MO a SROI 02 Change will be due to update SROI data for 1 year after a claim closure.

MO will accept 02 Changes on closed claims if sent by Claim Administrator

Release	Report Type	Maintenance Type		Suspension	Event Rule			Report Trigger		When is the Report Due?		
		Code	Description		Criteria	From	Thru	Criteria	Trigger Value	Value	Due Type	From
3.1	SROI	02	Change	NA	2 = EDI Mandate Date	12-05-2025		R = 02 Change timeline: SROI 02 is due when a reportable change* occurs on the Claim Administrator's database until Report Trigger Value is reached.	A = 1 year after Claim closure. A SROI 02 Change will be due to update SROI data for 1 year after a claim closure.	Immediate	N/A	H = Immediate
3.1	SROI	02	Change	NA	2 = EDI Mandate Date	12-05-2025		J - Benefit Redistribution Has Started or Stopped	J - Claim Administrator has identified that a Benefit Redistribution has begun or ended, and the Benefit Type Code has not changed, and benefits are not currently being reinstated/suspended.	<= 30 days	B - Business Days	J = From Report Trigger



FROI 04 Event



Missouri requires a FROI 04 to be reported when

- New Claim is being denied, no medical or indemnity payments have been made. (W1)

FROI must be sent from Employer to Claim Administrator within 5 days of the date the injury is reported to the employer or within 5 days of the date of the injury, whichever is later.

FROI 04 Denial must be accepted by MODWC no later than 30 calendar days after Date Employer Had Knowledge of Injury.

Note: If any Other Benefit Type payments are paid after a FROI 04 is accepted, an FN will be due.

- Also, if the Claim is being denied after a previously accepted FROI (no SROI reports accepted/no OBT paid)(W2)

Release	Report Type	Maintenance Type		Event Rule			Report Trigger		When is the Report Due?		
		Code	Description	Criteria	From	Thru	Criteria	Trigger Value	Value	Due Type	From
3.1	FROI	04	Denial	2 = EDI Mandate Date	12-05-2025		W1= New Denied Claim: Includes all reports, Lost Time, Medical Only, Alleged, etc.	New Claim is being denied, no medical or indemnity payments have been made. FROI must be sent from Employer to Claim Administrator within 5 days of the date the injury is reported to the employer or within 5 days of the date of the injury, whichever is later. FROI 04 Denial must be accepted by MODWC no later than 30 calendar days after Date Employer Had Knowledge of Injury. Note: If any Other Benefit Type payments are paid after a FROI 04 is accepted, an FN will be due.	30 days	C	C = After Date Employer Had Knowledge of Injury
3.1	FROI	04	Denial	2= EDI Mandate	12-05-2025		W2 = Deny entire claim after previously accepted FROI (no SROI)	Claim is being denied after previously accepted FROI (no SROI reports accepted/ no Other Benefit Type paid)	30 days	C	C = After Date Employer Had Knowledge of Injury



Missouri requires a FROI 04 to be reported when

- Entire claim is being denied after a FROI has been accepted (excluding the FROI 04), and only Other Benefit Type payments have been made and no SROI has been filed and accepted. (W3) OR
- Entire claim is being denied after any SROI (excluding NT) has been filed and accepted. (W4)

Note: If Benefits were initiated, jurisdiction expects a SROI SX to suspend those benefits prior to a SROI 04 full denial.

Release	Report Type	Maintenance Type		Suspension	Event Rule			Report Trigger		When is the Report Due?		
		Code	Description		Criteria	From	Thru	Criteria	Trigger Value	Value	Due Type	From
3.1	SROI	04	Denial	NA	2 = EDI Mandate Date	12-05-2025		W3 = deny entire claim after previously accepted FROI (no SROI yet filed)	Entire claim is being denied after a FROI has been accepted (excluding the FROI 04), and only Other Benefit Type payments have been made and no SROI has been filed and accepted.	<= 10 days	C	D = From Claim Administrator Decision to Deny Date
3.1	SROI	04	Denial	NA	2 = EDI Mandate Date	12-05-2025		W4 = Deny entire claim after any SROI (excluding MTC NT) has been accepted	Entire claim is being denied after any SROI has been filed and accepted. Note: If Benefits were initiated, jurisdiction expects a SROI SX to suspend those benefits prior to a SROI 04 full denial.	<= 10 days	C	D = From Claim Administrator Decision to Deny Date



FROI UR Event for Legacy Claims



We previously covered what Missouri considers a legacy claim, and the reporting of a FROI or SROI UR. The details we covered can be found here in the Event Table.

Release	Report Type	Maintenance Type		Event Rule			Report Trigger		When is the Report Due?		
		Code	Description	Criteria	From	Thru	Criteria	Trigger Value	Value	Due Type	From
3.1	FROI	UR	Update Report	2 = EDI Mandate Date	12-05-2025		J = Jurisdiction Defined	<p>For a FROI UR, a Legacy claim is any claim that was previously reported in R1 for which the Date Claim Admin Had Knowledge of Injury is < 12-05-2025</p> <p>The FROI UR is required prior to submitting any SROI in R3.1 for Open or Re-opened Legacy claims.</p> <p>The FROI UR is required prior to submitting any SROI in R3.1 for Closed claims for which additional or new Other Benefit Type Amounts have been paid on or after 12-05-2025</p> <p>The FROI UR is intended to match a claim previously reported and to set the picture for R3.1 reporting.</p> <p>If a FROI R1 MTC was required and was not properly filed with MODWC, a Legacy Claim would not have been created for which to match to a FROI UR.</p> <p>If a FROI R1 MTC was required and was not properly filed with MODWC, then the applicable FROI 00, 04 or AU should be sent instead of a FROI UR.</p> <p>Note: MODWC expects the FROI UR report submissions to be completed by 02-28-2026 for these claims. If a claim re-opens after 12-05-2025 then the same Report Trigger shown above should be followed.</p>	N/A	N/A	H = Immediate 12-05-2025



What EDI reports should be filed and when?

Event Table – SROI Tab

The following slide shows some examples of Subsequent Report of Injury (SROI) Reporting Requirements

Let's begin with:

MTC IP – Initial Payment



What EDI reports should be filed and when?

SROI Event Table:

Missouri requires the submission of a
SROI IP - Initial Payment

Effective 12-05-2025

Release	Report Type	Maintenance Type		Suspension	Event Rule		
		Code	Description	Reason Code	Criteria	From	Thru
3.1	SROI	IP	Initial Payment	NA	2 = EDI Mandate Date	12-05-2025	

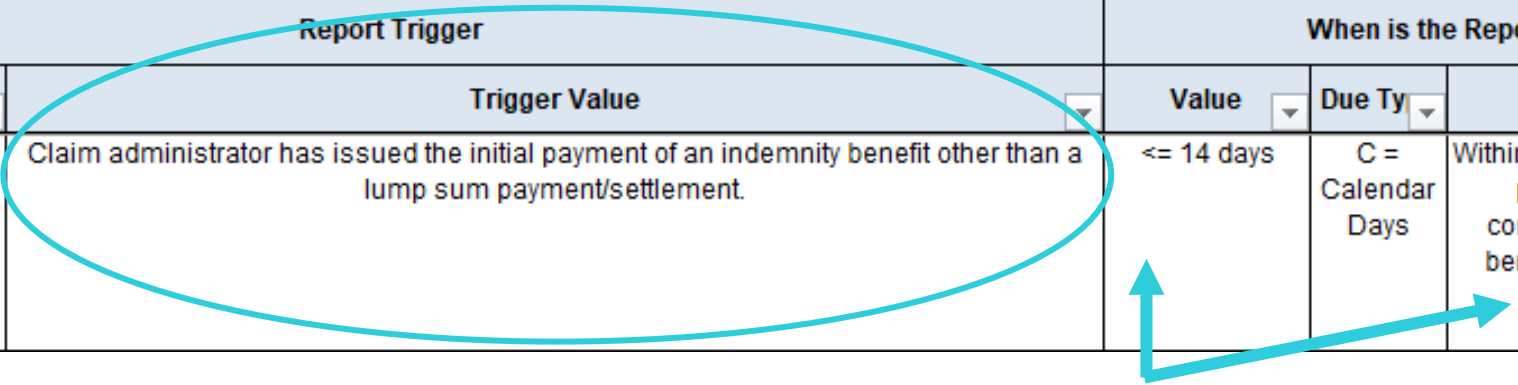


SROI Event Table:

SROI IP Initial Payment Report Trigger Value indicates that a report should be sent when the Claim Administrator has issued the initial payment of an indemnity benefit other than a lump sum payment/settlement.

The report is due within **14** calendar days following the initial payment of benefits.

Report Trigger		When is the Report Due?		
Criteria	Trigger Value	Value	Due Ty	From
M = MTC Defined	Claim administrator has issued the initial payment of an indemnity benefit other than a lump sum payment/settlement.	<= 14 days	C = Calendar Days	Within 14 days following initial payment of workers' compensation indemnity benefits. (Payment Issue Date of IP Check)



What EDI reports should be filed and when?

SROI FN Final - Report Trigger Value indicates that an FN report should be sent when the claim is closed, for a claim which indemnity OR medical benefits have been paid, and no further indemnity or medical payments are anticipated.

The FN is due <=14 calendar days after claim closure.
 A Final is also due on Legacy claims that are closed (never reopened) for which addition or new Other Benefit Type Amounts (OBTs) have been paid on or after 12-05-2025.

Release	Report Type	Maintenance Type		Suspension	Event Rule			Report Trigger		When is the Report Due?		
		Code	Description		Criteria	From	Thru	Criteria	Trigger Value	Value	Due Type	From
3.1	SROI	FN	Final	NA	2 = EDI Mandate Date	12-05-2025		N = Cumulative Indemnity \$ Paid B = Cumulative Medical \$ Paid M = MTC Defined	Claim closed, no further indemnity or medical payments anticipated MODWC will not expect any FN after a FROI with Claim Type N, or a FROI 04 if no Benefit Types or Other Benefit Types have been paid. If any indemnity or medical payments are made after a Claim Type N or FROI 04, the appropriate MTC should be filed and an FN will be due. MODWC will not expect any FN after a SROI SX with DN0418 - Suspension Reason Code - Full - S8 (Jurisdiction Change). MODWC will accept another FN after an FN if additional medical has been paid. If additional indemnity is paid after an FN is filed, the appropriate MTC should be filed to report the indemnity.	<= 14 days	C = Calendar Days	J-Report Trigger
3.1	SROI	FN	Final	NA	2 = EDI Mandate Date	12-05-2025		J = Jurisdiction Defined	Legacy claims that are closed (never reopened) for which additional or new Other Benefit Type Amounts have been paid on or after 12-05-2025	Immediate	N/A	H = Immediate

What EDI reports should be filed and when?

After a SROI FN transaction

Missouri will accept another SROI FN after an FN if additional medical has been paid.

Release	Report Type	Maintenance Type		Suspension	Event Rule			Report Trigger		When is the Report Due?		
		Code	Description		Criteria	From	Thru	Criteria	Trigger Value	Value	Due Type	From
3.1	SROI	FN	Final	NA	2 = EDI Mandate Date	12-05-2025		N = Cumulative Indemnity \$ Paid B = Cumulative Medical \$ Paid M = MTC Defined	Claim closed, no further indemnity or medical payments anticipated MODWC will not expect any FN after a FROI with Claim Type N, or a FROI 04 if no Benefit Types or Other Benefit Types have been paid. If any indemnity or medical payments are made after a Claim Type N or FROI 04, the appropriate MTC should be filed and an FN will be due. MODWC will not expect any FN after a SROI SX with DN0418 - Suspension Reason Code - Full - S8 (Jurisdiction Change). MODWC will accept another FN after an FN if additional medical has been paid. If additional indemnity is paid after an FN is filed, the appropriate MTC should be filed to report the indemnity.	<= 14 days	C = Calendar Days	J-Report Trigger
3.1	SROI	FN	Final	NA	2 = EDI Mandate Date	12-05-2025		J = Jurisdiction Defined	Legal claims that are closed (never reopened) for which additional or new Other Benefit Type Amounts have been paid on or after 12-05-2025	Immediate	N/A	H = Immediate

What EDI reports should be filed and when?

SROI Periodic Event Table

Example of a Subsequent Report of Injury

MTC QT – Quarterly report requirement.



What EDI reports should be filed and when?

SROI Periodic Event Table:

Missouri requires the submission of a *SROI QT – Quarterly Report*

Effective 12-05-2025

Release	Report Type	Maintenance Type		Event Rule		
		Code	Description	Criteria	From	Thru
3.1	SROI	QT	Quarterly	2 = EDI Mandate Date	12-05-2025	

What EDI reports should be filed and when?

SROI Periodic Event Table:

Missouri's Report Trigger value requires the submission of a *SROI QT – Quarterly Report* for ongoing, open Indemnity and Medical Only claims (claims that are open as of the time of the report trigger)

Note: MO will not expect any QT after

- 1) a FROI with Claim Type N, or
- 2) FROI 04 if no Benefit Types or Other Benefit Types have been paid.
- 3) a SROI SX with DN0418 - Suspension Reason Code - Full - S8 (Jurisdiction Change).




MO will expect a QT after any SROI was reported with Benefit Types or Other Benefit Types followed by a SROI 04 once that QT is accepted, MO would not expect another QT for the next Quarter unless the denial is rescinded

Report Trigger		Statute	Periodic Qualifiers	
Criteria	Trigger Value		Status	Activity
M - MTC Defined	For Ongoing Open Indemnity and Medical Only Claims Note: MO will not expect any QT after 1) a FROI with Claim Type N, or 2) FROI 04 if no Benefit Types or Other Benefit Types have been paid. 3) a SROI SX with DN0418 - Suspension Reason Code - Full - S8 (Jurisdiction Change). MO will expect a QT after any SROI was reported with Benefit Types or Other Benefit Types followed by a SROI 04 once that QT is accepted, MO would not expect another QT for the next Quarter unless the denial is rescinded	287.380	1 = Open (If claim is open at time of Report Trigger)	E = Either Indemnity or medical

What EDI reports should be filed and when?

SROI Periodic Event Table:

A SROI QT is due every 3 months from the anniversary of the date of injury, until the case is closed.

Periodic Report Due		
Value 	Due Type 	From 
<= 14 days from the 3 month anniversary of date of injury.	C = Calendar Days	J = Every 3 months from anniversary of the date of injury, until the case is closed.



What data is needed on the EDI reports?

Missouri Element Requirement Table:

The Element Requirement Table indicates the data that is needed on the EDI reports.

It defines each Data Element requirement for each transaction (FROI or SROI) at the Maintenance Type Code (MTC) level.



What data is needed on the EDI reports?

Changing from R1 to R3.1 brings with it new requirements.

All requirements are noted in the Element Requirement Table; however, we would like to draw your attention to some of them:

Employee ID Type Qualifier (DN0270)

In R1 there was only Employee SSN as an Employee ID. This field was also used when MO assigned a number if no SSN was available.

In R3.1 there is an Employee ID Type Qualifier (DN0270) that identifies the type of Employee ID that is being sent.

MO will only be accepting the following Employee ID options on the FROI and SROI in R3.1:

Employee SSN (DN0042) and

Employee ID Assigned By Jurisdiction (DN0154)

In R3.1 Employee SSN (DN0042) can not begin with 9, unless it is a legacy claim.

If DN0042 Employee SSN is not available, MO will allow Employee ID Assigned By Jurisdiction (DN0154).

It is to be formatted as noted in the Population Restrictions Tab of the Edit Matrix for DN0154 for non-legacy claims.



What data is needed on the EDI reports?

Employee Security ID (DN0206)

When any initiating FROI is accepted (FROI 00, 04, AU, UR), Missouri will assign an **Employee Security ID (DN0206)** and return it on the acknowledgement.

All subsequent FROI and SROI transactions must be sent using the Employee Security ID instead of one of the following Employee ID's sent on the initial FROI:

- Employee SSN (DN0042)
- Employee ID Assigned By Jurisdiction (DN0154)



What data is needed on the EDI reports?

Employee Security ID (DN0206)

On the rare occasion that two different Employee Security ID's were assigned to what Missouri discovered was the same person, Missouri will reach out to the claim administrator and advise which Employee Security ID should be used, and the claim administrator should send a FROI 02 to Update the Employee Security ID.

Missouri will validate that the new "changed" Employee Security ID on the FROI 02 is correct. If the changed Employee Security ID does not match Missouri's records, it will reject.



What data is needed on the EDI reports?

This is an excerpt from the Populations Restrictions table of the Edit Matrix, which we will discuss further when we explore the Edit Matrix.

This slide is to show you where to find how to create and format the Employee ID Assigned By Jurisdiction (DN0154) if Employee SSN is unavailable.

DN	Report or MTC	Data Element Name	Population Restriction	Exception
0154	FROI & SROI	Employee ID Assigned by Jurisdiction	<p>DN0154 Employee ID Assigned by Jurisdiction</p> <p>If DN0042 is not available then MODWC will accept the following:</p> <p>When establishing a claim must be: First Character of DN0044 Employee First Name, followed by First Character of DN0043 Employee Last Name, followed by DN0052-Employee Date of Birth (MMDDYY), e.g. XX051590 (where Date of Birth is May 15, 1990)</p> <p>Note: A MTC 02 is allowed however there is no requirement to submit an MTC 02 to change DN0154-Employee ID Assigned by Jurisdiction when these DN's change: DN0044 Employee First Name, DN0043 Employee Last Name, DN0052 Employee Date of Birth,</p>	<p>Do Not apply on Legacy Claims</p> <p>If DN0154 is the same as the value reported on the latest FROI Report, then do not apply this edit.</p>



What data is needed on the EDI reports?

Employee Last Name (DN0043)

Please remember that in R3.1, the Employee Last Name Suffix (DN0255) must be sent in a separate field with no special characters (such as . period) and can not be sent as part of the Employee Last Name, as it was in R1.

Please be sure you have handled this data migration for legacy claims after the last R1 file has been sent to MO, as they will be moving the Suffix to a separate field on the History data sent to Verisk which will be matched against the incoming FROI UR.

Please also review other Employee First and Last Names to ensure that if they contain any special characters, they only contain the special characters: Hyphen or Apostrophe.

All name edits can be found in the Edit Matrix.



What data is needed on the EDI reports?

File Format

MO will accept both the IAIABC R3.1 Flat File or the IAIABC R3.1 XML format



What data is needed on the EDI reports?

The Element Requirement Table contains 12 worksheets:

- Instructions
- IAIABC Change Log
- Missouri Change Log
- Legacy Claim Definition
- FROI Element Requirements
- FROI 02 Exceptions
- FROI Conditions
- SROI Element Requirements
- SROI 02 Exceptions
- SROI Conditions
- Event Benefit Segment Requirements
- Event Benefit Conditions



What data is needed on the EDI reports?

Each MTC and Data Element has a Requirement Code assigned. Requirement Codes express Missouri's requirement severity by data element and report type (FROI or SROI MTCs).

Legend for Requirement Code (Description) = resulting Application Acknowledgment Code	
Requirement Code	Result of Failed Element Requirement Edit
F (Fatal)	TR (Transaction Rejected)
M (Mandatory)	TR (Transaction Rejected)
MC (Mandatory/Conditional)	TR (Transaction Rejected)
E (Expected)	TE (Transaction Accepted with Errors)
EC (Expected/Conditional)	TE (Transaction Accepted with Errors)
AA (If Applicable/Available Transaction Accepted)	TA (Transaction Accepted)
AE (If Applicable/Available Transaction Accepted with Errors)	TE (Transaction Accepted with Errors)
AR (If Applicable/Available Transaction Rejected)	TR (Transaction Rejected)
NA (Not Applicable)	TA (No error messages may be applied)
X (Exclude)	TA (No error messages may be applied)
For Benefit Segment Data Element Requirement Table	
R (Restricted)	TR (Transaction Rejected)
RC (Restricted/Conditional)	TR (Transaction Rejected)



What data is needed on the EDI reports?

FROI Element Requirement Table (ERT):

Each MTC and Data Element has a Requirement Code assigned. This example shows F: Fatal and M: Mandatory on specific MTCs. Both will cause the transactions to be rejected if the data elements are missing or invalid.

On FROI, SROI, Both	REC	DN#	DATA ELEMENT NAME	FORMAT			00	01	02				04	AQ	AU	UR
									Reportable Change							
					Capture?	Match Data			02 Requirement Code	Group	A (Add)	U (Update)	D (Delete)	R (Remove)		
Both	148	0001	Transaction Set ID	3 A/N	Y		F	F	F		B	B	B	B	F	F
Both	148	0002	Maintenance Type Code	2 A/N	Y		F	F	F		B	B	B	B	F	F
Both	148	0003	Maintenance Type Code Date	DATE	Y		F	F	F		B	B	B	B	F	F
Both	148	0004	Jurisdiction Code	2 A/N	Y		F	F	F		B	B	B	B	F	F
Both	148	0005	Jurisdiction Claim Number	25 A/N	Y	Y	mc	m	NA		B	N	B	B	mc	m
Both	148	0006	Insurer FEIN	9 A/N	Y	Y	m	m	m		N	K	B	N	m	m
FROI	148	0012	Claim Administrator City	15 A/N	Y		M	NA	MC		N	Y	B	N	M	M
FROI	148	0013	Claim Administrator State Code	2 A/N	Y		MC	NA	MC		N	Y	B	N	MC	MC
Both	148	0014	Claim Administrator Postal Code (MODWC uses Mailing)	9 A/N	Y		M	NA	MC		N	K	B	N	M	M
Both	148	0015	Claim Administrator Claim Number (Key Match)	25 A/N	Y		F	F	F		B	K	B	B	F	F
Both	148	0016	Employer FEIN	9 A/N	Y		M	NA	MC		N	K	B	N	MC	M

What data is needed on the EDI reports?

FROI ERT:

This example shows Requirement Code 'AR'(If Applicable/Available Transaction Rejected) for several data elements for MTC AQ (Acquired Unallocated) and UR (Update Report).

If data is sent for a DN defined as 'AR' and it fails edits, the acknowledgment will include an error and the report will be rejected.

On FROI, SROI, Both	REC	DN#	DATA ELEMENT NAME	FORMAT			00	01	02				04	AQ	AU	UR			
											Reportable Change								
						Capture?	Match Data			02 Requirement Code	Group	A (Add)	U (Update)	D (Delete)	R (Remove)				
Both	148	0015	Claim Administrator Claim Number (Key Match)	25 A/N	Y			F	F	F		B	K	B	B	F	F	F	F
Both	148	0016	Employer FEIN	9 A/N	Y			M	NA	MC		N	K	B	N	MC	M	M	M
FROI	148	0021	Employer Physical City	15 A/N	Y			M	NA	MC		Y	Y	B	N	M	AR	M	AR
FROI	148	0022	Employer Physical State Code	2 A/N	Y			M	NA	MC		Y	Y	B	N	M	AR	M	AR
Both	148	0023	Employer Physical Postal Code	9 A/N	Y			M	NA	MC		K	K	B	N	M	AR	M	AR
FROI	148	0025	Industry Code (MODWC wants an NAICS at the 6 digit level and will accept 2012, 2017, 2022 and future code versions.	6 A/N	Y			M	NA	MC		Y	Y	B	N	MC	AR	M	AR
FROI	148	0027	Insured Location Identifier	15 A/N	N			NA	NA	NA		N	N	B	N	NA	NA	NA	NA
FROI	148	0028	Policy Number Identifier	18 A/N	Y			MC	NA	MC	8	Y	Y	B	Y	MC	NA	MC	MC
FROI	148	0029	Policy Effective Date	DATE	Y			MC	NA	MC	8	Y	Y	B	Y	MC	NA	MC	MC
FROI	148	0030	Policy Expiration Date	DATE	Y			MC	NA	MC	8	Y	Y	B	Y	MC	NA	MC	MC
Both	148	0031	Date of Injury	DATE	Y	Y		m	m	m		B	K	B	B	m	m	m	m



What data is needed on the EDI reports?

Element Requirement Table:

This example shows several DN's with a Requirement Code NA (Not Applicable) for MTC 01 'Cancel Entire Claim'. If the data is sent for a DN defined as NA, no error will be returned if the data is invalid.

On FROI, SROI, Both	REC	DN#	DATA ELEMENT NAME	FORMAT			00	01	02				04	AQ	AU	UR
									Reportable Change							
					Capture?	Match Data			02 Requirement Code Group	A (Add)	U (Update)	D (Delete)	R (Remove)			
Both	148	0015	Claim Administrator Claim Number (Key Match)	25 A/N	Y		F	F	F	B	K	B	B	F	F	F
Both	148	0016	Employer FEIN	9 A/N	Y		M	NA	MC	N	K	B	N	MC	M	M
FROI	148	0021	Employer Physical City	15 A/N	Y		M	NA	MC	Y	Y	B	N	M	AR	AR
FROI	148	0022	Employer Physical State Code	2 A/N	Y		M	NA	MC	Y	Y	B	N	M	AR	AR
Both	148	0023	Employer Physical Postal Code	9 A/N	Y		M	NA	MC	K	K	B	N	M	AR	AR
FROI	148	0025	Industry Code (MODWC wants an NAICS at the 6 digit level and will accept 2012, 2017, 2022 and future code versions.	6 A/N	Y		M	NA	MC	Y	Y	B	N	MC	AR	AR
FROI	148	0027	Insured Location Identifier	15 A/N	N		NA	NA	NA	N	N	B	N	NA	NA	NA
FROI	148	0028	Policy Number Identifier	18 A/N	Y		MC	NA	MC	8	Y	Y	B	Y	MC	MC
FROI	148	0029	Policy Effective Date	DATE	Y		MC	NA	MC	8	Y	Y	B	Y	MC	MC
FROI	148	0030	Policy Expiration Date	DATE	Y		MC	NA	MC	8	Y	Y	B	Y	MC	MC
Both	148	0031	Date of Injury	DATE	Y	Y	m	m	m	B	K	B	B	m	m	m

What data is needed on the EDI reports?



Element Requirement – Conditions:

Certain data elements have *Conditions* that make them mandatory if the condition exists. These are indicated with the *MC* requirement code such as DN0016 Employer FEIN for MTC 04 Denial.

On FROI, SROI, Both	REC	DN#	DATA ELEMENT NAME	FORMAT			00	01	02				04	AQ	AU	UR
									Reportable Change							
					Capture?	Match Data			02 Requirement Code Group	A (Add)	U (Update)	D (Delete)	R (Remove)			
Both	148	0015	Claim Administrator Claim Number (Key Match)	25 A/N	Y		F	F	F	B	K	B	B	F	F	F
Both	148	0016	Employer FEIN	9 A/N	Y		M	NA	MC	N	K	B	N	MC	M	M
FROI	148	0021	Employer Physical City	15 A/N	Y		M	NA	MC	Y	Y	B	N	M	AR	AR
FROI	148	0022	Employer Physical State Code	2 A/N	Y		M	NA	MC	Y	Y	B	N	M	AR	AR
Both	148	0023	Employer Physical Postal Code	9 A/N	Y		M	NA	MC	K	K	B	N	M	AR	AR
FROI	148	0025	Industry Code (MODWC wants an NAICS at the 6 digit level and will accept 2012, 2017, 2022 and future code versions.	6 A/N	Y		M	NA	MC	Y	Y	B	N	MC	AR	AR
FROI	148	0027	Insured Location Identifier	15 A/N	N		NA	NA	NA	N	N	B	N	NA	NA	NA
FROI	148	0028	Policy Number Identifier	18 A/N	Y		MC	NA	MC	8	Y	Y	B	Y	MC	MC
FROI	148	0029	Policy Effective Date	DATE	Y		MC	NA	MC	8	Y	Y	B	Y	MC	MC
FROI	148	0030	Policy Expiration Date	DATE	Y		MC	NA	MC	8	Y	Y	B	Y	MC	MC
Both	148	0031	Date of Injury	DATE	Y	Y	m	m	m	B	K	B	B	m	m	m



What data is needed on the EDI reports?

Conditions are defined on a separate table:

- Conditional Requirement Code
- Data Element
- Business Condition(s)
- Technical Condition(s)

Req Cod	MTC	DN#	FROI DATA ELEMENT NAME	BUSINESS CONDITION(S)	TECHNICAL CONDITION(S)
MC	04	0016	Employer FEIN	For FROI MTC 04 Denial, required if Full Denial Reason Code (DN0198) not = 3E (No Coverage - No policy in effect on the date of accident) or 3D (No Coverage - No jurisdiction).	Required for FROI MTC 04 Denial, unless Full Denial Reason Code (DN0198) = 3E or 3D.



What data is needed on the EDI reports?

Element Requirement – 02 Changes:

Claim Administrators must identify the applicable Change Reason Code (Add, Update, Delete or Remove), in the Change variable segment, and they must identify the Change Data Element/Segment Number of the data that is changing.

If the data that is changing is IN a variable segment, you will send the Variable Segment Counter data number (DN). These are the “Number Of” Data elements.

If the data that is changing is NOT in a variable segment, you will send the DN data number for the data element that is changing.

On FROI, SROI, Both	REC	DN#	DATA ELEMENT NAME	FORMAT			00	01	02				04	AQ	AU	UR	
										Reportable Change							



What data is needed on the EDI reports?

Element Requirement – 02 Changes:

Here is an “example” of a completed SROI Change Data variable segment from the IAIABC, with 6 changes noted. Five (5) of the data elements are being added and one (1) is being Updated. The Update is to the “Benefits” segment, so the DN number sent in the Change segment is for the Number of Benefits (DN0288).

Note: MO does not require Anticipated Wage Loss Indicator

	Change Data Elements		6 occurrences
0412	Change Data Element/Segment Number	0201	Anticipated Wage Loss Indicator
0413	Change Reason Code	A	Add
0412	Change Data Element/Segment Number	0068	Initial Return to Work Date
0413	Change Reason Code	A	Add
0412	Change Data Element/Segment Number	0403	Initial RTW Type Code
0413	Change Reason Code	A	Add
0412	Change Data Element/Segment Number	0404	Initial RTW Physical Restrictions Indicator
0413	Change Reason Code	A	Add
0412	Change Data Element/Segment Number	0405	Initial RTW With Same Employer
0413	Change Reason Code	A	Add
0412	Change Data Element/Segment Number	0288	Number of Benefits
0413	Change Reason Code	U	Update



What data is needed on the EDI reports?



Element Requirement – 02 Changes:

A jurisdiction must identify if they want, or do not want, an 02 Change sent for each applicable Change Reason Code - Add, Update, Delete or Remove, for every data element on both the FROI and SROI. The way they express those requirements is by using Reportable Change Codes, to identify when to send an MTC 02 Change, and on what transaction, FROI or SROI.

On FROI, SROI, Both	REC	DN#	DATA ELEMENT NAME	FORMAT			00	01	02				04	AQ	AU	UR
									Reportable Change							
					Capture?	Match Data			02 Requirement Code Group	A (Add)	U (Update)	D (Delete)	R (Remove)			
Both	148	0015	Claim Administrator Claim Number (Key Match)	25 A/N	Y		F	F	F	B	K	B	B	F	F	F
Both	148	0016	Employer FEIN	9 A/N	Y		M	NA	MC	N	K	B	N	MC	M	M
FROI	148	0021	Employer Physical City	15 A/N	Y		M	NA	MC	Y	Y	B	N	M	AR	AR
FROI	148	0022	Employer Physical State Code	2 A/N	Y		M	NA	MC	Y	Y	B	N	M	AR	AR
Both	148	0023	Employer Physical Postal Code	9 A/N	Y		M	NA	MC	K	K	B	N	M	AR	AR
FROI	148	0025	Industry Code (MODWC wants an NAICS at the 6 digit level and will accept 2012, 2017, 2022 and future code versions.	6 A/N	Y		M	NA	MC	Y	Y	B	N	MC	AR	AR
FROI	148	0027	Insured Location Identifier	15 A/N	N		NA	NA	NA	N	N	B	N	NA	NA	NA
FROI	148	0028	Policy Number Identifier	18 A/N	Y		MC	NA	MC	8	Y	Y	B	Y	MC	MC
FROI	148	0029	Policy Effective Date	DATE	Y		MC	NA	MC	8	Y	Y	B	Y	MC	MC
FROI	148	0030	Policy Expiration Date	DATE	Y		MC	NA	MC	8	Y	Y	B	Y	MC	MC
Both	148	0031	Date of Injury	DATE	Y	Y	m	m	m	B	K	B	B	m	m	m



What data is needed on the EDI reports?

REPORTABLE CHANGE CODES are as follows, some of which may not be utilized on the Missouri tables:

Reportable Change Codes: Used in MTC 02 Reportable Change columns labeled A (Add) , U, (Update), R (Remove) and D (Delete) Note: See IAIABC Release 3.1 Guide 02 Change Processing Rules in Section 4 for the full definitions.	
B: Restricted - IAIABC Defined No Change Allowed	
N: No Change Allowed - Will Reject if Present	
H: No Change Required - Will Not Reject if Present	
K: Required Change on FROI	
KG: Required Change on FROI with Exception	
Y: Required Change on FROI or on SROI not both	
YG: Required Change on FROI or on SROI not both with Exception	
I: Required Change on Either FROI or SROI not both – Claim Administrator Determines	
IG: Required Change on Either FROI or SROI not both with Exception – Claim Administrator Determines	
J: Required Change by Transaction Type - Change on SROI if Accepted otherwise Change on FROI	
JG: Required Change by Transaction Type with Exception - Change on SROI if Accepted otherwise Change on FROI	
Note: For Y, YG, J, JG, K and KG: Refer to the first column 'On FROI, SROI or Both' of the FROI Element Requirements and SROI Element Requirement Table for the indication of location of DN's. If value is not = Both then there is an indication of FROI (only on FROI) and SROI (only on SROI).	



What data is needed on the EDI reports?

02 Exceptions

Exceptions are described in the *FROI* or *SROI 02 Exceptions* tab for all reportable change codes ending with “G”.

An example from Missouri’s completed SROI 02 Exceptions Tab is below:

Req Code	Change Reason Code	DN#	DATA ELEMENT NAME	EXCEPTIONS	IAIABC NOTE
YG	A	0085, 0086, 0087, 0088, 0089, 0090, 0091, 0174, 0175, 0192, 0211	DN0085 Benefit Type Code DN0086 Benefit Type Amount Paid DN0087 Net Weekly Amount DN0088 Benefit Period Start Date DN0089 Benefit Period Through Date DN0090 Benefit Type Claim Weeks DN0091 Benefit Type Claim Days DN0174 Gross Weekly Amount DN0175 Gross Weekly Amount Effective Date DN0192 Benefit Payment Issue Date DN0211 Net Weekly Amount Effective Date	<p>SROI 02 Change may be sent to report a benefit for a past period e.g. a previous period that was due but not yet reported or mistakenly dropped from the transaction. A past period is defined as the Benefit Period Through Date (DN0089) of the past benefit being added is less than the greatest Benefit Period Through Date (DN0088) previously reported.</p> <p>Note: When a past period of Benefit Type Code 070 is being introduced, Reduced Earnings will not be present on the transaction. (See R3.1 Limitations Known to Date elsewhere in this section.)</p> <p>Note: See Edit Matrix: Population Restriction for DN0288 Number of Benefits, EM_POP_REST_DN0288_32</p>	Refer to Code Usage Limitations in 02 Change Processing Rules in Section 4 of Claims Release 3.1 implementation guide, See 7.b, vii.



What data is needed on the EDI reports?



Element Requirement – 02 Change Conditions:

The 02 Requirement Code column will indicate if a DN is F (Fatal) or M (Mandatory) and also reflects a highlighted MC to indicate that a condition applies.

On FROI, SROI, Both	REC	DN#	DATA ELEMENT NAME	FORMAT			00	01	02				04	AQ	AU	UR
									Reportable Change							
					Capture?	Match Data			02 Requirement Code	Group	A (Add)	U (Update)	D (Delete)	R (Remove)		
FROI	148	0021	Employer Physical City	15 A/N	Y		M	NA	MC		Y	Y	B	N	M	AR
FROI	148	0022	Employer Physical State Code	2 A/N	Y		M	NA	MC		Y	Y	B	N	M	AR
Both	148	0023	Employer Physical Postal Code	9 A/N	Y		M	NA	MC		K	K	B	N	M	AR
FROI	148	0025	Industry Code (MODWC wants an NAICS at the 6 digit level and will accept 2012, 2017, 2022 and future code versions.	6 A/N	Y		M	NA	MC		Y	Y	B	N	MC	AR
FROI	148	0027	Insured Location Identifier	15 A/N	N		NA	NA	NA		N	N	B	N	NA	NA
FROI	148	0028	Policy Number Identifier	18 A/N	Y		MC	NA	MC	8	Y	Y	B	Y	MC	NA
FROI	148	0029	Policy Effective Date	DATE	Y		MC	NA	MC	8	Y	Y	B	Y	MC	NA
FROI	148	0030	Policy Expiration Date	DATE	Y		MC	NA	MC	8	Y	Y	B	Y	MC	NA



What data is needed on the EDI reports?

02 Conditions



A light blue MC (Mandatory Conditional) requirement code is pre-populated in the 02 Requirement Code column to support the 02 Change Process.

It means, when a (any) data element number is indicated in the *Change Data Element/Segment Number* (DN0412), it becomes mandatory unless it is being removed with *Change Reason Code* (DN0413) is R – Remove.

On FROI, SROI, Both	REC	DN#	DATA ELEMENT NAME	FORMAT			00	01	02				04	AQ	AU	UR
									Reportable Change							
					Capture?	Match Data			02 Requirement Code	Group	A (Add)	U (Update)	D (Delete)	R (Remove)		
FROI	148	0021	Employer Physical City	15 A/N	Y		M	NA	MC		Y	Y	B	N	M	AR
FROI	148	0022	Employer Physical State Code	2 A/N	Y		M	NA	MC		Y	Y	B	N	M	AR
Both	148	0023	Employer Physical Postal Code	9 A/N	Y		M	NA	MC		K	K	B	N	M	AR
FROI	148	0025	Industry Code (MODWC wants an NAICS at the 6 digit level and will accept 2012, 2017, 2022 and future code versions.	6 A/N	Y		M	NA	MC		Y	Y	B	N	MC	AR
FROI	148	0027	Insured Location Identifier	15 A/N	N		NA	NA	NA		N	N	B	N	NA	NA
FROI	148	0028	Policy Number Identifier	18 A/N	Y		MC	NA	MC	8	Y	Y	B	Y	MC	NA
FROI	148	0029	Policy Effective Date	DATE	Y		MC	NA	MC	8	Y	Y	B	Y	MC	NA
FROI	148	0030	Policy Expiration Date	DATE	Y		MC	NA	MC	8	Y	Y	B	Y	MC	NA

What data is needed on the EDI reports?



02 Conditions

In addition to this IAIABC pre-defined MTC 02 condition that is always applied, the jurisdiction may apply a conditional edit to the DN and add a condition to the FROI or SROI Conditions worksheet. When a condition is added to the Conditions worksheet then the jurisdiction is allowed to leave the MC with the blue shading or may optionally change the blue shading of the MC to yellow shading to further make the indication that a condition exists on the Conditional worksheet.

On FROI, SROI, Both	REC	DN#	DATA ELEMENT NAME	FORMAT			00	01	02						04	AQ	AU	UR
									Reportable Change									
					Capture?	Match Data			02 Requirement Code Group	A (Add)	U (Update)	D (Delete)	R (Remove)					
FROI	148	0021	Employer Physical City	15 A/N	Y		M	NA	MC		Y	Y	B	N	M	AR	M	AR
FROI	148	0022	Employer Physical State Code	2 A/N	Y		M	NA	MC		Y	Y	B	N	M	AR	M	AR
Both	148	0023	Employer Physical Postal Code	9 A/N	Y		M	NA	MC		K	K	B	N	M	AR	M	AR
FROI	148	0025	Industry Code (MODWC wants an NAICS at the 6 digit level and will accept 2012, 2017, 2022 and future code versions.	6 A/N	Y		M	NA	MC		Y	Y	B	N	MC	AR	M	AR
FROI	148	0027	Insured Location Identifier	15 A/N	N		NA	NA	NA		N	N	B	N	NA	NA	NA	NA
FROI	148	0028	Policy Number Identifier	18 A/N	Y		MC	NA	MC	8	Y	Y	B	Y	MC	NA	MC	MC
FROI	148	0029	Policy Effective Date	DATE	Y		MC	NA	MC	8	Y	Y	B	Y	MC	NA	MC	MC
FROI	148	0030	Policy Expiration Date	DATE	Y		MC	NA	MC	8	Y	Y	B	Y	MC	NA	MC	MC

What data is needed on the EDI reports?

02 Conditions

As previously mentioned, when the MC is shaded in a light yellow, this is an indication that Missouri has changed the shading from blue to yellow for the MC and has added a condition to the Conditions tab for MTC 02.

Missouri has grouped several DN's together for the purposes of editing the 02 Changes. These grouped data elements are expected to all be present on the 02 transaction if one of them is being changed.

The MTC column distinguishes this condition is for the 02 MTC only, and where applicable, also indicates the Group number.

Req Cod	MTC	DN#	FROI DATA ELEMENT NAME	BUSINESS CONDITION(S)	TECHNICAL CONDITION(S)
MC	FROI 02 (Group 1)	0403	Initial RTW Type Code	Data grouping MTC 02 Change relationship edits needed: All DN's must be present on the MTC 02 transaction for Add or Update to 0068 (Initial RTW Date), 0403 (Initial RTW Type Code), 0404 (Initial RTW Physical Restrictions Indicator). Note: This edit is only applicable if the claim is a Non-Legacy Claim per the Legacy Claim Definition Tab.	If FROI MTC (DN0002) = 02 and Change Reason Code (DN0413) = A (Add) or = U (Update) and it is a Non-Legacy Claim per the Legacy Claim Definition Tab, then DN0403 (Initial RTW Type Code) is required to be present on the MTC 02 transaction whenever Change Data Element/Segment Number (DN0412) = 0068 (Initial RTW Date) or = 0404 (Initial RTW Physical Restrictions Indicator).
MC	FROI 02 (Group 1)	0404	Initial RTW Physical Restrictions Indicator	Data grouping MTC 02 Change relationship edits needed: All DN's must be present on the MTC 02 transaction for Add or Update to 0068 (Initial RTW Date), 0403 (Initial RTW Type Code), 0404 (Initial RTW Physical Restrictions Indicator). Note: This edit is only applicable if the claim is a Non-Legacy Claim per the Legacy Claim Definition Tab.	If FROI MTC (DN0002) = 02 and Change Reason Code (DN0413) = A (Add) or = U (Update) and it is a Non-Legacy Claim per the Legacy Claim Definition Tab, then 0404 (Initial RTW Physical Restrictions Indicator) is required to be present on the MTC 02 transaction whenever Change Data Element/Segment Number (DN0412) = 0403 (Initial RTW Type Code) or = 0068 (Initial RTW Date).



What data is needed on the EDI reports?

02 Conditions

The example illustrates “SROI 02 Group 1” for the Initial RTW Date and the other 2 related data elements, Initial RTW Type Code, Initial RTW Physical Restrictions Indicator.

Req Cod	MTC	DN#	FROI DATA ELEMENT NAME	BUSINESS CONDITION(S)	TECHNICAL CONDITION(S)
MC	FROI 02 (Group 1)	0403	Initial RTW Type Code	Data grouping MTC 02 Change relationship edits needed: All DN's must be present on the MTC 02 transaction for Add or Update to 0068 (Initial RTW Date), 0403 (Initial RTW Type Code), 0404 (Initial RTW Physical Restrictions Indicator). Note: This edit is only applicable if the claim is a Non-Legacy Claim per the Legacy Claim Definition Tab.	If FROI MTC (DN0002) = 02 and Change Reason Code (DN0413) = A (Add) or = U (Update) and it is a Non-Legacy Claim per the Legacy Claim Definition Tab, then DN0403 (Initial RTW Type Code) is required to be present on the MTC 02 transaction whenever Change Data Element/Segment Number (DN0412) = 0068 (Initial RTW Date) or = 0404 (Initial RTW Physical Restrictions Indicator).
MC	FROI 02 (Group 1)	0404	Initial RTW Physical Restrictions Indicator	Data grouping MTC 02 Change relationship edits needed: All DN's must be present on the MTC 02 transaction for Add or Update to 0068 (Initial RTW Date), 0403 (Initial RTW Type Code), 0404 (Initial RTW Physical Restrictions Indicator). Note: This edit is only applicable if the claim is a Non-Legacy Claim per the Legacy Claim Definition Tab.	If FROI MTC (DN0002) = 02 and Change Reason Code (DN0413) = A (Add) or = U (Update) and it is a Non-Legacy Claim per the Legacy Claim Definition Tab, then 0404 (Initial RTW Physical Restrictions Indicator) is required to be present on the MTC 02 transaction whenever Change Data Element/Segment Number (DN0412) = 0403 (Initial RTW Type Code) or = 0068 (Initial RTW Date).
MC	FROI 02 (Group 1)	0068	Initial RTW Date	Data grouping MTC 02 Change relationship edits needed: All DN's must be present on the MTC 02 transaction for Add or Update to 0068 (Initial RTW Date), 0403 (Initial RTW Type Code), 0404 (Initial RTW Physical Restrictions Indicator). Note: This edit is only applicable if the claim is a Non-Legacy Claim per the Legacy Claim Definition Tab.	If FROI MTC (DN0002) = 02 and Change Reason Code (DN0413) = A (Add) or = U (Update) and it is a Non-Legacy Claim per the Legacy Claim Definition Tab, then 0068 (Initial RTW Date) is required to be present on the MTC 02 transaction whenever Change Data Element/Segment Number (DN0412) = 0403 (Initial RTW Type Code) or = 0404 (Initial RTW Physical Restrictions Indicator).



What edits will be applied to the EDI data?

Missouri Edit Matrix:

The Missouri Edit Matrix defines the edits that will be applied to the EDI data. It conveys each specific edit that will be applied to each data element and provides the standard error messages associated with these edits.



Tables Located in the Edit Matrix

- **Instructions**
- **IAIABC Change Log**
- **Missouri Edit Matrix Change Log:** summary of all changes to Edit Matrix from one version to another
- **DN-Error Message:** “standard” editing developed for Release 3.1 data elements and Missouri specific edits
- **Value Table:** expresses acceptable code values
- **Valid Value Detail Page 1 and 2:** two tables showing another version of the value table containing the code values, definitions what Missouri accepts
- **Match Data:** describes the data elements used to determine if the report will create a new claim or find an existing claim
- **Population Restrictions:** contains any restrictions applied to the data element(s)
- **Legacy Claim Definition:** Defines a Legacy and Non-Legacy Claim as it applies to the editing.
- **Missouri Accident Site County List:** provides Missouri’s Accident Site County Names used for edit on DN0118 Accident Site County/Parish for error 111 (Must be valid content)
- **Sequencing Table:** contains MTC types with the order/sequence that they can be sent



DN Error Message Table

Data Element Numbers and Names are listed down the left columns.

	Sorted by Error Message & DN		Match Data	Jurisdiction will apply edits?	Population Restrictions Indicator	Group	Mandatory field not present	Number of Days Worked must be 0-7	Days must be 0-6	All digits must be 0-9	Must be a valid date (CCYYMMDD)	Must be A-Z, 0-9, or spaces	Must be a valid time	Must be <= Date of Injury	Must be >= Date of Injury
	DN	IAIABC Data Element Name													
	0000	Entire Batch													
	0001	Transaction Set ID													
	0002	Maintenance Type Code													
	0003	Maintenance Type Code Date													
	0004	Jurisdiction Code													
	0005	Jurisdiction Claim Number													
	0006	Insurer FEIN													
0007	Insurer Name														
On FROI, SROI, Both, Header, Trailer	DN	IAIABC Data Element Name					001	018	019	028	029	030	031	033	034
Both	0000	Entire Batch		Y											
Both	0001	Transaction Set ID		F			F								
Both	0002	Maintenance Type Code	Y	F	P		F								
Both	0003	Maintenance Type Code Date	Y	F	P		F				L				L
Both	0004	Jurisdiction Code		F	P		F								
Both	0005	Jurisdiction Claim Number	Y	Y	P		L								
Both	0006	Insurer FEIN	Y	F	P		F			L					
FROI	0007	Insurer Name		Y	P		L								



DN Error Message Table

Error Message Numbers and associated descriptions are listed across the top of the table.

	Sorted by Error Message & DN			Match Data	Jurisdiction will apply edits?	Population Restrictions Indicator	Group	Mandatory field not present	Number of Days Worked must be 0-7	Days must be 0-6	All digits must be 0-9	Must be a valid date (CCYYMMDD)	Must be A-Z, 0-9, or spaces	Must be a valid time	Must be <= Date of Injury	Must be >= Date of Injury
		001	Mandatory field not present													
On FROI, SROI, Both, Header, Trailer	DN	018	Number of Days Worked must be 0-7													
		019	Days must be 0-6													
		028	All digits must be 0-9													
		029	Must be a valid date (CCYYMMDD)													
		030	Must be A-Z, 0-9, or spaces													
		031	Must be a valid time													
		033	Must be <= Date of Injury													
		034	Must be >= Date of Injury													
Both	0000	Entire Batch		Y												
Both	0001	Transaction Set ID		F				F								
Both	0002	Maintenance Type Code	Y	F	P			F								
Both	0003	Maintenance Type Code Date	Y	F	P			F				L				L
Both	0004	Jurisdiction Code		F	P			F								
Both	0005	Jurisdiction Claim Number	Y	Y	P			L								
Both	0006	Insurer FEIN	Y	F	P			F			L					
FROI	0007	Insurer Name		Y	P			L								



DN Error Message Table

When there is a Y in the “Jurisdiction will apply edits?” column, this indicates that the specific edits will be applied to the data element.

	Sorted by Error Message & DN		Match Data	Jurisdiction will apply edits?	Population Restrictions Indicator	Group	Mandatory field not present	Number of Days Worked must be 0-7	Days must be 0-6	All digits must be 0-9	Must be a valid date (CCYYMMDD)	Must be A-Z, 0-9, or spaces	Must be a valid time	Must be <= Date of Injury	Must be >= Date of Injury
On FROI, SROI, Both, Header, Trailer	DN	IAIABC Data Element Name					001	018	019	028	029	030	031	033	034
Both	0000	Entire Batch		Y											
Both	0001	Transaction Set ID		F			F								
Both	0002	Maintenance Type Code	Y	F	P		F								
Both	0003	Maintenance Type Code Date	Y	F	P		F				L				L
Both	0004	Jurisdiction Code		F	P		F								
Both	0005	Jurisdiction Claim Number	Y	Y	P		L								
Both	0006	Insurer FEIN	Y	F	P		F			L					
FROI	0007	Insurer Name		Y	P		L								



DN Error Message Table

N in the “Jurisdiction will apply edits?” column: This indicates that the edits will not be applied to the data element at all.

An L for a data element means the corresponding “Logical” edit will be applied.
If an L is grayed out, this means the edit will not be applied to the specific data element.
All other non-grayed L’s for that data element will be applied

	Sorted by Error Message & DN		Match Data	Jurisdiction will apply edits?	Population Restrictions Indicator	Group	Mandatory field not present	Number of Days Worked must be 0-7	Days must be 0-6	All digits must be 0-9	Must be a valid date (CCYYMMDD)	Must be A-Z, 0-9, or spaces	Must be a valid time	Must be <= Date of Injury	Must be >= Date of Injury	Must be >= Initial Date Disability Began
On FROI, SROI, Both, Header, Trailer	DN	IAIABC Data Element Name					001	018	019	028	029	030	031	033	034	035
Both	0144	Current Date Disability Began		Y			L				L				L	L
Both	0145	Current Date Last Day Worked		Y	P		L				L				L	L
Both	0146	Death Result of Injury Code		Y	P	3	L									
SROI	0147	Deemed Reduced Earnings		N						L						
SROI	0149	Discontinued Fringe Benefits		N						L						
FROI	0150	Employee Authorization to Release Medical Records		N												



Valid Value Table

Reflects the FROI and SROI data elements that are captured and if the data element is captured, which codes are valid for each data element.

Example: DN0002 Maintenance Type Code (MTC) is captured as indicated by a 'Y' in the Capture column. DN0158 Employee Tax Filing Status Code is not captured as indicated by 'N' in the 'Capture' column.

Section 1 – Code values that are 'Not Statutorily Valid' (Code values that are grayed out):

The jurisdiction should communicate in this section the code values that are not statutorily valid in the jurisdiction. A 'N' in the capture column indicates that the data element is not captured in the jurisdiction. A 'Y' in the capture column indicates that the data element is captured in the jurisdiction. A code value that has been grayed out indicates that the code is 'Not Statutorily Valid' in the jurisdiction. Jurisdictions may return Error Message-'042-Not Statutorily Valid' on grayed out values. The code values that are not grayed out are the code values that are statutorily valid and will be processed in the jurisdiction. See Section 2 (below) for Statutorily valid codes that are valid but will not be processed by jurisdiction.

On FROI, SROI, Both	DN	Element Name	Capture?	Acceptable Code Value List - grayed out indicates that a value is 'Not Statutorily Valid'																																																																																																																																																																																																																																																																																																																																																																																																																																																																																																																																																																																																																																																																																																																																																																																																																																																																																																																																																																																																																																																																																																																																																																																																																																																																																				
FROI	0002	Maintenance Type Code (for FROI)	Y	00	01	02	04	CO	AQ	AU	UI	UR Update Report				UR Upon Request																																																																																																																																																																																																																																																																																																																																																																																																																																																																																																																																																																																																																																																																																																																																																																																																																																																																																																																																																																																																																																																																																																																																																																																																																																																																								

Valid Value Detail Page 1 & 2

Summary of all codes and descriptions. Greyed codes are not accepted by Missouri.



MAINTENANCE TYPE CODE (MTC's) (DN0002)					
FIRST REPORT:					
00	Original	AQ	Acquired Claim		
01	Cancel Entire Claim	CO	Correction		
02	Change	UI	Under Investigation		
04	Denial	UR	Upon Request (Grandfathered)		
AU	Acquired/Unallocated	UR	Update Report		
SUBSEQUENT REPORT:					
02	Change	PX	Partial Suspension		
04	Denial	RB	Reinstatement of Benefit		
AB	Add Concurrent Benefit Type	SU	Sync Up		
AC	Acquisition/Indemnity Ceased	SX	Full Suspension		
AP	Acquired/Payment	UI	Under Investigation		
CA	Change in Benefit Amount	UR	Upon Request (Grandfathered)		
CB	Change in Benefit Type	UR	Update Report		
CD	Compensable Death - No Known Dependents/Payees	VE	Volunteer		
CO	Correction	AN	Annual		
EP	Employer Paid	BM	Bi-Monthly		
ER	Employer Reinstatement	BW	Bi-Weekly		
FN	Final	MN	Monthly		
IP	Initial Payment	QT	Quarterly		
NT	Narrative	SA	Sub-Annual		
PD	Partial Denial				
PY	Payment Report				
BENEFIT TYPE CODE (DN0085)					
REGULAR BENEFIT TYPES:			LUMP SUM PAYMENTS/SETTLEMENTS:		
010	Fatal	500	Unspecified Lump Sum Pmt/Settlement		
020	Permanent Total	501	Medical Lump Sum Pmt/Settlement		
021	Permanent Total Supplemental	510	Fatal Lump Sum Pmt/Settlement		
030	Permanent Partial/Scheduled	520	Permanent Total Lump Sum Pmt/Settlement		
040	Permanent Partial/Unscheduled	521	Perm Total Supp Lump Sum Pmt/Settlement		
050	Temporary Total	524	Employer Paid Lump Sum Pmt/Settlement		
051	Catastrophic Benefits	530	Perm Partial Sch Lump Sum Pmt/Settlement		
070	Temporary Partial	540	Perm Partial Unsch Lump Sum Pmt/Settlement		
080	Employer's Liability	541	Voc Rehab Maint Lump Sum Pmt/Settlement		



Match Data

To match incoming reports to reports in Missouri's database for processing, Missouri identifies their primary "match" data element values indicated by 'P' for Primary.

GROUPING	DN	DATA ELEMENT NAME	New Claims (Note: When JCN is not sent then use this column for all MTC's except AQ/AU)	Existing Claims (Note: When JCN is sent then use this column for all MTC's including AQ and AU except UR and JE)	Acquired Claims (MTC AQ/AU)
Claim	0004	Jurisdiction Code			
	0005	Jurisdiction Claim Number		P	
	0015	Claim Administrator Claim Number			
Claimant		Employee ID			
		§ Employee SSN – Preferred (DN0042)	P		P
		§ Employee Green Card (DN0153)			
		§ Employee Employment Visa (DN0152)			
		§ Employee ID Assigned by Jurisdiction (DN0154)	P		P
		§ Employee Passport Number (DN0156)			
		§ Employee ITIN Number (DN0437)			
	0206	Employee Security ID (1)		S	
	0031	Date of Injury	P	S	P
	0043	Employee Last Name	P	S	P
	0044	Employee First Name	P	S	P
	0052	Employee Date of Birth			
Claim Administrator	0187	Claim Administrator FEIN (1)	P	S	
	0014	Claim Administrator Postal Code			
Employer	0016	Employer FEIN			
	0329	Employer UI Number			
	0230	Employer ID Assigned by Jurisdiction			
Insurer	0006	Insurer FEIN (1)	P	S	
Transaction	0295	Maintenance Type Correction Code (2)			
	0296	Maintenance Type Correction Code Date (2)			
	0002	Maintenance Type Code		P	P
	0003	Maintenance Type Code Date		P	P



Match Data

Missouri's Secondary Match Data Elements are indicated by 'S' Secondary as shown. In the case of 'Existing Claims' JCN, MTC and MTC Date are used as Primary and the other DN's indicated with 'S' are used as Secondary.

GROUPING	DN	DATA ELEMENT NAME	New Claims (Note: When JCN is not sent then use this column for all MTC's except AQ/AU)	Existing Claims (Note: When JCN is sent then use this column for all MTC's including AQ and AU except UR and JE)	Acquired Claims (MTC AQ/AU)
Claim	0004	Jurisdiction Code			
	0005	Jurisdiction Claim Number		P	
	0015	Claim Administrator Claim Number			
Claimant		Employee ID			
		§ Employee SSN – Preferred (DN0042)	P		P
		§ Employee Green Card (DN0153)			
		§ Employee Employment Visa (DN0152)			
		§ Employee ID Assigned by Jurisdiction (DN0154)	P		P
		§ Employee Passport Number (DN0156)			
		§ Employee ITIN Number (DN0437)			
	0206	Employee Security ID (1)		S	
	0031	Date of Injury	P	S	P
	0043	Employee Last Name	P	S	P
Claim Administrator	0044	Employee First Name	P	S	P
	0052	Employee Date of Birth			
	0187	Claim Administrator FEIN (1)	P	S	
Employer	0014	Claim Administrator Postal Code			
	0016	Employer FEIN			
	0329	Employer UI Number			
Insurer	0230	Employer ID Assigned by Jurisdiction			
	0006	Insurer FEIN (1)	P	S	
Transaction	0295	Maintenance Type Correction Code (2)			
	0296	Maintenance Type Correction Code Date (2)			
	0002	Maintenance Type Code		P	P
	0003	Maintenance Type Code Date		P	P



Match Data

Missouri also has a column on their Match Data Table to communicate the Primary and Secondary Match data that is used to match to Acquired Claims and Legacy Claims (claims accepted in Release 1).

GROUPING	DN	DATA ELEMENT NAME	New Claims (Note: When JCN is not sent then use this column for all MTC's except AQ/AU)	Existing Claims (Note: When JCN is sent then use this column for all MTC's including AQ and AU except UR and JE)	Acquired Claims (MTC AQ/AU)	Legacy Claims MTC FROI UR (Update Report) for Existing Claims (3)	Legacy Claims MTC SROI UR (Update Report) for Existing Claims (3)
Claim	0004	Jurisdiction Code					
	0005	Jurisdiction Claim Number		P		P	P
	0015	Claim Administrator Claim Number					
Claimant		Employee ID					
		§ Employee SSN – Preferred (DN0042)	P		P	S	
		§ Employee Green Card (DN0153)					
		§ Employee Employment Visa (DN0152)					
		§ Employee ID Assigned by Jurisdiction (DN0154)	P		P	S	
		§ Employee Passport Number (DN0156)					
		§ Employee ITIN Number (DN0437)					
	0206	Employee Security ID (1)		S			S
	0031	Date of Injury	P	S	P	S	S
	0043	Employee Last Name	P	S	P	S	S
Claim Administrator	0044	Employee First Name	P	S	P	S	S
	0052	Employee Date of Birth					
	0187	Claim Administrator FEIN (1)	P	S			
Employer	0014	Claim Administrator Postal Code					
	0016	Employer FEIN					
	0329	Employer UI Number					
Insurer	0230	Employer ID Assigned by Jurisdiction					
	0006	Insurer FEIN (1)	P	S		S	S
Transaction	0295	Maintenance Type Correction Code (2)					
	0296	Maintenance Type Correction Code Date (2)					
	0002	Maintenance Type Code		P	P	P	P
	0003	Maintenance Type Code Date		P	P	P	P

Match Data

Additional Confirmation: When a match is found on the primary or secondary “match” data elements, these data elements can be used as ‘additional’ confirmation if the claim is a duplicate, for situations where there may be multiple accidents for the same Date of Injury.

Additional Match Data Confirmation: When a match is found on the primary or secondary “match” data elements per the table above, the following data elements can be used as ‘additional’ confirmation that the claim is a duplicate for situations where there may be multiple injuries for the same Date of Injury. When these fields are evaluated and a match is found then a duplicate error message will be returned on Element Number 0002 Maintenance Type Code with Element Error Number 057-Duplicate Transmission/Transaction. If the duplicate is not identified the claim will be processed. Limitations: The limitation of changing one match data element does not apply to these ‘Additional’ match data elements. See <i>Match Data Rules in Section 4</i> .						
The suggested optional data element names are listed below. Place an “A” (Additional) in the appropriate column in order to identify the additional match data. Jurisdictions should not use the “additional” match data elements when processing an 02 change transaction because the 02 could be filed to change one or more of these elements.						
			New	Existing	Acquired Claims (MTC AQ/AU)	JH - Legacy Claims (MTC UR Update Report) for Existing Claims (3)
Injury	0035	Nature of Injury	A	A	A	A
	0037	Cause of Injury	A	A	A	A



Match Data

For existing claims, only one Match Data Element can be changed on the same MTC 02 Change transaction, unless noted otherwise on the Category Legend. Error message *117- Match data value not consistent with value previously reported* will be returned resulting in a TR-Transaction Rejected acknowledgment.

GROUPING	DN	DATA ELEMENT NAME	New Claims (Note: When JCN is not sent then use this column for all MTC's except AQ/AU)	Existing Claims (Note: When JCN is sent then use this column for all MTC's including AQ and AU except UR and JE)	Acquired Claims (MTC AQ/AU)
Claim	0004	Jurisdiction Code			
	0005	Jurisdiction Claim Number		P	
	0015	Claim Administrator Claim Number			
Claimant		Employee ID			
		§ Employee SSN – Preferred (DN0042)	P		P
		§ Employee Green Card (DN0153)			
		§ Employee Employment Visa (DN0152)			
		§ Employee ID Assigned by Jurisdiction (DN0154)	P		P
		§ Employee Passport Number (DN0156)			
		§ Employee ITIN Number (DN0437)			
	0206	Employee Security ID (1)		S	
	0031	Date of Injury	P	S	P
	0043	Employee Last Name	P	S	P
	0044	Employee First Name	P	S	P
	0052	Employee Date of Birth			
Claim Administrator	0187	Claim Administrator FEIN (1)	P	S	
	0014	Claim Administrator Postal Code			
Employer	0016	Employer FEIN			
	0329	Employer UI Number			
	0230	Employer ID Assigned by Jurisdiction			
Insurer	0006	Insurer FEIN (1)	P	S	
Transaction	0295	Maintenance Type Correction Code (2)			
	0296	Maintenance Type Correction Code Date (2)			
	0002	Maintenance Type Code		P	P
	0003	Maintenance Type Code Date		P	P

Note: Transaction Grouping' is not applicable to the MTC 02 Change transaction.

The limitation of changing one match data element does not apply to or consider the ‘Additional’ match data elements.

			New	Existing	Acquired Claims (MTC AQ/AU)	JH - Legacy Claims (MTC UR Update Report) for Existing Claims (3)
Injury	0035	Nature of Injury	A	A	A	A
	0037	Cause of Injury	A	A	A	A

Category Legend as indicated by ‘Applicable = Y’ allows: Employee First Name (DN0043) and Employee Last Name (DN0044) to both change on the FROI 02 Change.

Multiple element changes Category legend:		Applicable? (Y/N)
Category	Conditions	
1	Employee First Name (DN0043) and Employee Last Name (DN0044)	Y
2	Insurer FEIN (DN0006) and Claim Administrator FEIN (DN0187)	Y
3	Claim Administrator postal code (DN0014) and Claim Administrator FEIN (DN0187)	N
4	Employer FEIN (DN0016), Insurer FEIN (DN0006), and Claim Administrator FEIN (DN0187)	N
5	Employer FEIN (DN0016), Insurer FEIN (DN0006)	N
7	7 or greater - jurisdiction must define custom allowable combinations	N

Population Restrictions

Where “P” exists in the Population Restrictions Indicator column of the *DN-Error Message* table, there will be a corresponding entry in the Populations Restrictions table.

On FROI, SROI, Both, Header, Trailer	Sorted by Error Message & DN DN	IAIABC Data Element Name	Match Data	Jurisdiction will apply edits?	Population Restrictions Indicator		Mandatory field not present	Number of Days Worked must be 0-7	Days must be 0-6	All digits must be 0-9	Must be a valid date (CCYYMMDD)	Must be A-Z, 0-9, or spaces	Must be a valid time	Must be <= Date of Injury	Must be >= Date of Injury
						Group									
Both	0000	Entire Batch		Y											
Both	0001	Transaction Set ID		F			F								
Both	0002	Maintenance Type Code	Y	F	P		F								
Both	0003	Maintenance Type Code Date	Y	F	P		F			L				L	
Both	0004	Jurisdiction Code		F	P		F								
Both	0005	Jurisdiction Claim Number	Y	Y	P		L								
Both	0006	Insurer FEIN	Y	F	P		F			L					



Population Restrictions

Each *Population Restriction* contains: ➤ The DN # and Name

DN	Report or MTC	Data Element Name	Population Restriction	Exception	Error Message Number	Error Message Text	Element Error Text (DN0291)
0002	FROI	Maintenance Type Code (for FROI)	Valid values are limited to the values shown on Valid Value table.		042	Not statutorily valid	Refer to Value Table for valid values
0002	SROI	Maintenance Type Code (for SROI)	Valid values are limited to the values shown on Valid Value table.		042	Not statutorily valid	Refer to Value Table for valid values
0002	SROI	Maintenance Type Code (For Benefits Segment)	<p>When the MTC applies to the claim as a whole, the MTC is sent at the Claim Level (A49) only and is not at the Benefit Level.</p> <p>Below are the SROI MTC's for this edit that apply to Claim as a whole. See Valid Value for the SROI MTC's accepted by jurisdiction.</p> <p>SROI MTC: AN, BM, BW, MN, QT, SA or (CO where DN0295 MTCC Code = AN, BM, BW, MN, QT or SA if CO accepted by jurisdiction)</p> <p>SROI MTC: 04, CD, FN, PD, (PY with BTC 5xx), UR, VE or (CO where MTCC Code = 04, CD, FN, PD or UR if CO accepted by jurisdiction).</p>		111	Must be valid content	MTC at benefit level not valid
0002	SROI	Maintenance Type Code (For Benefits Segment)	<p>SROI DN0002 Maintenance Type Code (For Benefits Segment)</p> <p>MTC at the Benefit Level must be the same as the MTC at the Claim Level of the transaction for at least one Benefit Segment when the Subsequent Report affects a Benefit Type.</p> <p>Below are the SROI MTC's for this edit that apply to the Benefit Level that affects a particular Benefit Type. All other Benefit segments present on the same transaction do not require an MTC at the Benefit Level.</p> <p>Event: For MTC's if the SROI MTC is accepted by Jurisdiction: AB, AP, CB, EP, ER, IP PY (Benefit Type Codes other than 5XX) RB, CA, 02, CO, PX, SX, SU.</p>	Do Not apply to SROI SX if latest or only BTC reported is 5xx.	111	Must be valid content	MTC at claim and benefit level do not match
0002	SROI PY	Maintenance Type Code (For Benefits Segment)	<p>Apply to SROI PY Only: The MTC PY must be at the Benefit Level IF the Benefit segment with the most recent Benefit Period Through Date is for DN0085 Benefit Type Code = 0XX AND a Payment segment exists with the same corresponding DN0222 Payment Reason Code = 0XX.</p> <p>Note: If the Benefit segment with the most recent Benefit Period Through Date is for DN0085 Benefit Type Code = 5XX, AND a Payment segment exists with the same corresponding DN0222 Payment Reason Code = 5XX, then the MTC PY is NOT required at the Benefit Level.</p>		111	Must be valid content	MTC PY at claim and benefit level do not match



Population Restrictions

Each *Population Restriction* contains:

Population Restriction, Exception (if applicable), Element Error Number and the Element Error Text

DN	Report or MTC	Data Element Name	Population Restriction	Exception	Error Message Number	Error Message Text	Element Error Text (DN0291)
0003	FROI & SROI	Maintenance Type Code Date	Must be greater than or equal to Trading Partners EDI Implementation Date (20251205)	Do not run this edit on Test claims where Header Record value of DN0104 Test/Production Code = T (Test).	111	Must be valid content	Must be greater than or equal to EDI Imp Date
0003	FROI & SROI	Maintenance Type Code Date	MTC Dates must be no more than 7 days prior to Date Transmission Sent.		064	Invalid data relationship	MTC Date cant b more than 7 dys prior to Date Sent
0003	FROI & SROI	Maintenance Type Code Date	MTC Date must be greater than or equal to MTC Date of last MTC Report that is in TA or TE acknowledgment status.		064	Invalid data relationship	Must be >= last MTC Date in TA/TE ack
0004	FROI & SROI	Jurisdiction Code	Value must be "MO"		111	Must be valid content	Value must be equal to "MO"
0005	FROI & SROI	Jurisdiction Claim Number	Must be the same number assigned by MODWC when the claim was established. See Match Data Processing Note for additional information.		117	Match data value not consistent with value previously reported	Match Data - JCN must be same as assigned JCN
0006	FROI 02	Insurer FEIN	Multiple match data value can be changed in one transaction. See Match Data Table and exception under 'Category 2'.		117	Match data value not consistent with value previously reported	2 match DN's can change; exception in Category 2
0006	FROI 02	Insurer FEIN	Insurer FEIN must be identified as a valid Insurer for the Sender per TP Profile based on Sender ID (FEIN and Postal Code) and Insurer FEIN validation.		064	Invalid data relationship	Insurer FEIN must be valid for Sender
0006	FROI	Insurer FEIN	If Insurer Type Code = S, DN0006 Insurer FEIN on the incoming FROI must = DN0006 Insurer FEIN on the Jurisdiction's Self Insurer Licensed Certified List		042	Not statutorily valid	DN6 Must Be Licensed Self Insurer Contact Juris



Population Restrictions

Let's look at an example for DN0154
Employee ID Assigned by Jurisdiction

DN	Report or MTC	Data Element Name	Population Restriction	Exception	Error Message Number	Error Message Text	Element Error Text (DN0291)
0154	FROI & SRC	Employee ID Assigned by Jurisdiction	<p>DN0154 Employee ID Assigned by Jurisdiction</p> <p>If DN0042 is not available then MODWC will accept the following:</p> <p>When establishing a claim must be: First Character of DN0044 Employee First Name, followed by First Character of DN0043 Employee Last Name, followed by DN0052-Employee Date of Birth (MMDDYY), e.g. XX051590 (where Date of Birth is May 15, 1990)</p> <p>Note: A MTC 02 is allowed however there is no requirement to submit an MTC 02 to change DN0154-Employee ID Assigned by Jurisdiction when these DN's change: DN0044 Employee First Name, DN0043 Employee Last Name, DN0052 Employee Date of Birth,</p>	<p>Do Not apply on Legacy Claims</p> <p>If DN0154 is the same as the value reported on the latest FROI Report, then do not apply this edit.</p>	111	Must be valid content	See Pop Restriction for format allowed.



Population Restrictions

Let's look at another edit example for FROI and SROI 02 Group 1

DN	Report or MTC	Data Element Name	Population Restriction	Exception	Error Message Number	Error Message Text	Element Error Text (DN0291)
0412	FROI 02 & SROI 02 (Group 1)	Change Data Element/Segment Number	If FROI MTC (DN0002) = 02 or SROI MTC (DN0002) = 02 and Change Reason Code (DN0413) = A (Add) or R (Remove) and any of the following DN's are present in Change Data Element/Segment Number (DN0412) then all DN's must be present in Change Data Element/Segment Number (DN0412): 0068 (Initial RTW Date) and 0403 (Initial RTW Type Code) and 0404 (Initial RTW Physical Restrictions Indicator) must be present and each Change Reason Code (DN0413) must have the same value of either = A (Add) or = R (Remove).	Do not apply edit if it is a Legacy Claim as defined by Legacy Claim Definition Tab	064	Invalid data relationship	If02&AorR IfanylRTWDNsPresentAllMustBePresent(1)



Missouri Accident Site County Name

DN	Report or MTC	Data Element Name	Population Restriction	Exception	Error Message Number	Error Message Text	Element Error Text (DN0291)
0118	FROI	Accident Site County/Parish	If Accident Site State Code (DN0123) is present and = Implementation State (MO), then must be valid per the Implementation State's Accident Site County List. (Note: The valid list is included on worksheet labeled 'Accident Site County List').	Bypass this edit if ACCIDENT SITE STATE CODE – DN0123 is not present or ACCIDENT SITE STATE CODE – DN0123 is present and not = Implementation State.	111	Must be valid content	Not Found in List of counties for state

MODWC Accident Site County Name See Population Restriction Edit: DN0118 Accident Site County/Parish Error: 111 Must be valid content	
	County Name
1	Adair
2	Andrew
3	Atchison
4	Audrain
5	Barry
6	Barton
7	Bates
8	Benton
9	Bollinger
10	Boone
11	Buchanan
12	Butler
13	Caldwell
14	Callaway
15	Camden
16	Cape Girardeau
17	Carroll
18	Carter
19	Cass
20	Cedar
21	Chariton
22	Christian



Sequencing Table

Missouri's transaction sequence edits are defined on the *Sequencing table*. If the Apply Seq Edit is = Y, this indicates that the MTC is accepted, and the sequencing edit will be applied. Error text indicates why the report was rejected.

FROI and SROI UR (Update Report) example.

Apply Seq Edit? Y, N, NA	Incoming Maintenance Type Code	MTC NAME	Element Error Number (DN0116)	Element Error Text (DN0291) Any error messages in red text are MODWC specific element error text that will be sent.	Incoming Maintenance Type Code	MINIMUM SEQUENCING REQUIREMENTS The MINIMUM SEQUENCING REQUIREMENTS below are from the IAIABC table. Any additions added by MODWC are noted in red text.
Y	UR - FROI	Update Report	063	CheckJCN-NoLegacyRcvd-URInvalid-SendDiffMTC(F16)	UR-FROI	<p>MODWC Event Note: If you Trigger FROI MTC UR and there is no Legacy Claim on file (FROI R1 MTC not properly filed) then the FROI UR is rejected with error 063 with Element Error Text: CheckJCN-NoLegacyRcvd-URInvalid-SendDiffMTC(F16). You should then file the appropriate FROI 00, 04, or AU.</p> <p>IAIABC Note: Submitted on a legacy claim as defined by the jurisdiction's Event Table. Refer to the Legacy Claims Processing Rules in Section 4.</p> <p>DP Rule: FROI: The FROI UR is intended to match a claim previously reported to the state and/or initiate EDI reporting. The FROI UR may or may not be required prior to submitting the SROI UR if the JCN has already been communicated to the Claim Administrator. Refer to Legacy Processing Rules in Section 4 and Migration Document for more information.</p>
Y	UR - SROI	Update Report	063	Invalid Event Sequence or SROIURcannotFollowFROICheckDateCImAdmKnow(S21)	UR-SROI	<p>MODWC Event Notes: SROI UR can follow an accepted FROI UR.</p> <p>SROI UR can follow an accepted FROI 00, 04 or AU if the DN0041 Date Claim Administrator Had Knowledge of Injury < 12/05/2025. If DN0041 Date Claim Administrator Had Knowledge of Injury is not < 12/05/2025, then the SROI UR will be rejected with Error 063 and Element Error Text: SROIURcannotFollowFROICheckDateCImAdmKnow(S21).</p> <p>If a SROI has never been filed then any applicable initiating SROI can follow the FROI MTC UR per Sequencing rules.</p> <p>IAIABC Note: Submitted on a legacy claim as defined by the jurisdiction's Event Table. Refer to the Legacy Claims Processing Rules in Section 4.</p> <p>SROI: The SROI UR is intended to provide a starting point for legacy claim data and benefits paid to date. Legacy claims where the initiating payment is issued post implementation will be reported on the Initial Payment or equivalent. Jurisdictions that accept a SROI UR should use the summary as the current picture of the claim. Refer to Legacy Processing Rules in Section 4 for more information.</p>

How does Missouri communicate the status of EDI reports?

Trading Partner sends
FROI Batch:

FROI Claim#1

FROI Claim#2

FROI Claim#3



Missouri returns
Acknowledgment Batch:

AKC TA Claim#1

AKC TR Claim#2

AKC TR Claim#3

Missouri returns an EDI Acknowledgment Record (AKC) for each FROI and SROI report received. The AKC communicates the status of the EDI FROI or SROI report.

The status can be a TA or TR. Please note MO will no longer be returning status TE in Release 3.1

- Status TA:** Indicates that the EDI report was accepted
- Status TR:** Indicates that the EDI report was rejected. Review the reason to determine if the same FROI or SROI needs to be adjusted and resent.



What are the filing method options for EDI submissions?



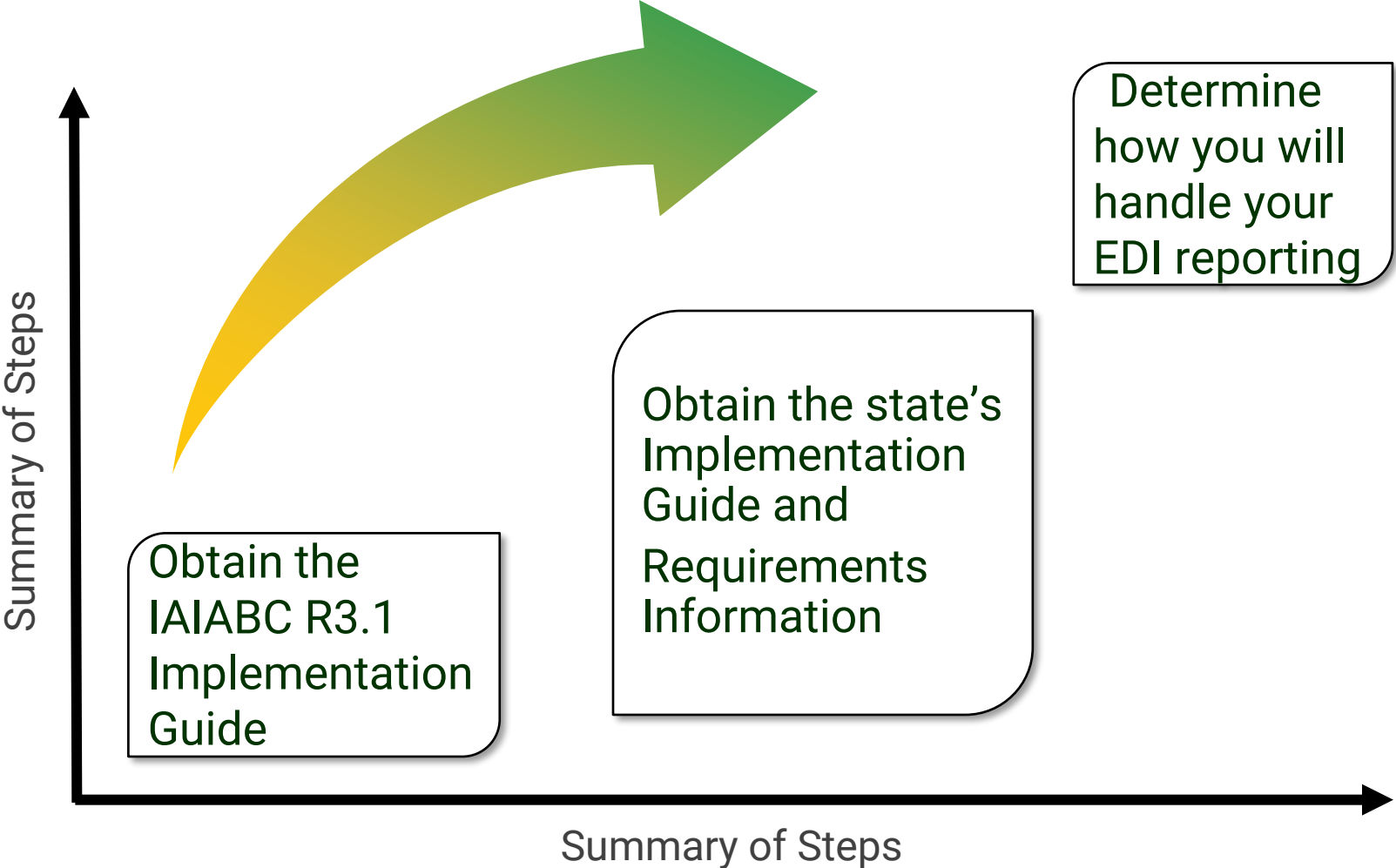
- **Direct Reporting (Secure FTP)**
 - Trading Partners and IAIABC Members with knowledge of the standards reporting EDI Claims Releases in other states.
- **EDI Vendor**
 - List of vendors that have a variety of services to meet your EDI needs are listed on Missouri's website. Missouri does not endorse, nor recommend any one vendor over another.
- **Missouri –Verisk Jurisdiction Web Entry**
 - This web system is provided free, for low volume Trading Partners, by Missouri's EDI Claims Vendor-Verisk



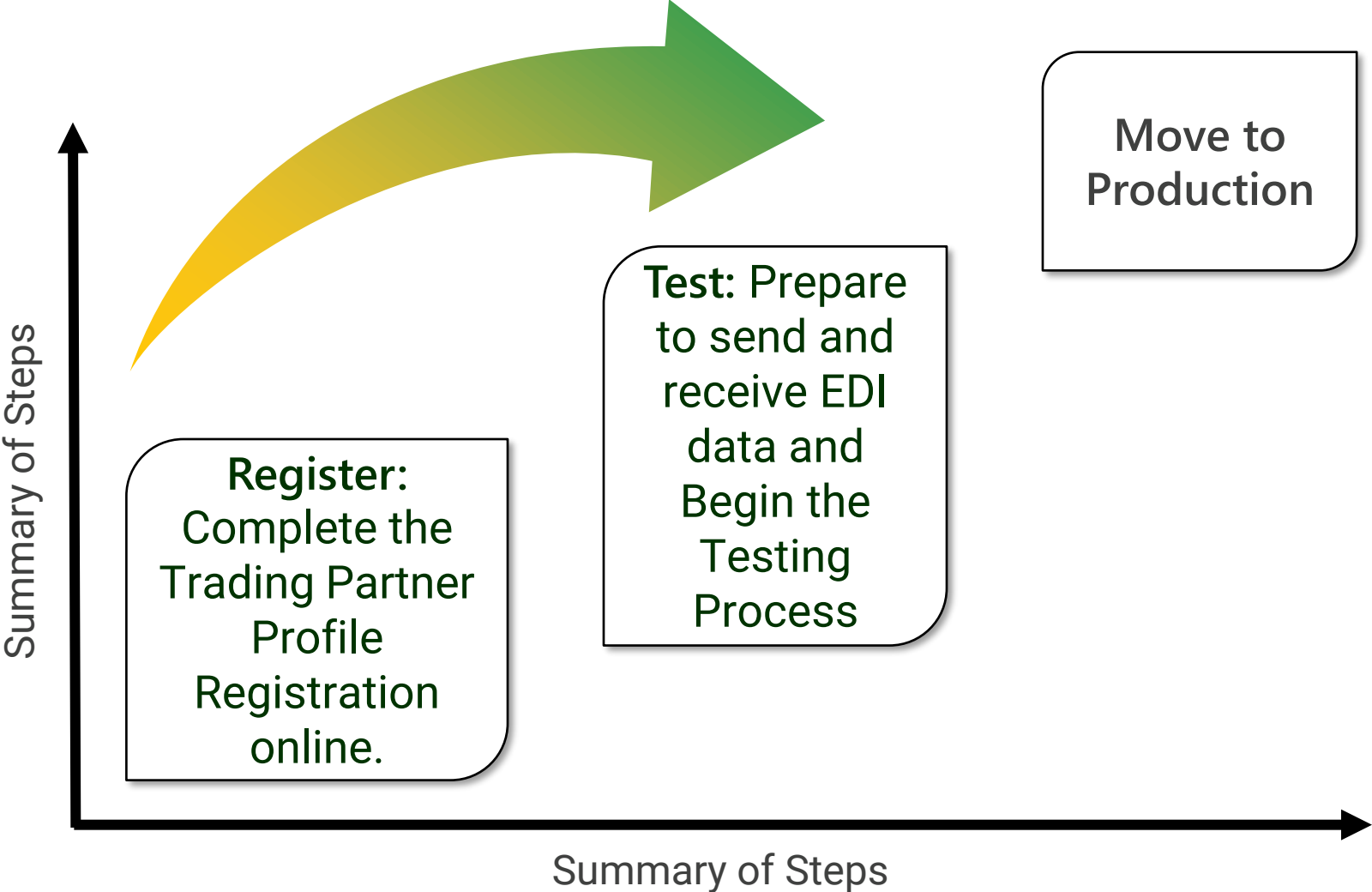
Summary of Steps to Implement EDI Claims Release 3.1 with Missouri



Summary of Steps for Implementation



Summary of Steps for Implementation



How do I get help?

- Please send all questions to the Missouri EDI Support Team via email at modwcedi@verisk.com.
- If the question is specifically about something in this Information Session, please indicate “Info Session Question” in the subject line.



**THANK YOU
FOR WATCHING
THE MISSOURI DIVISION OF
WORKERS' COMPENSATION'S
(MODWC)
EDI CLAIMS RELEASE 3.1
INFORMATION SESSION**

